

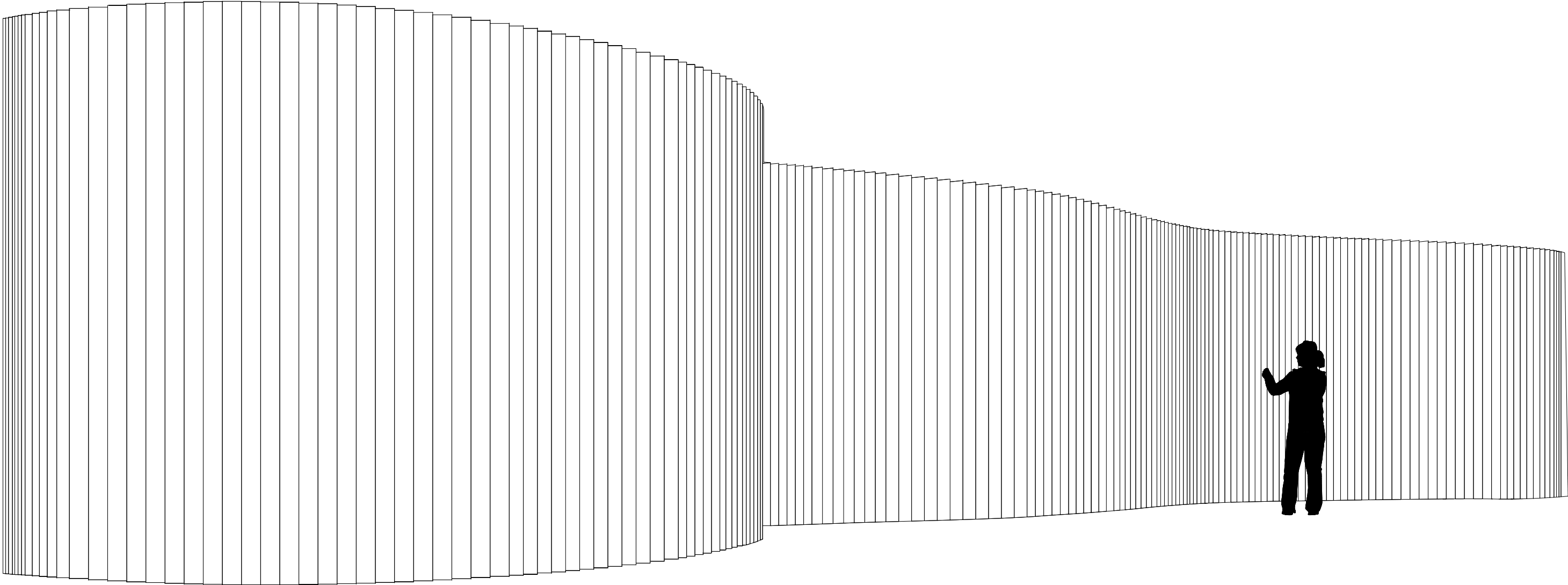
softwall + softblock

A freestanding space partition, molo softwall + softblock room divider is a modern partition design and folding wall that has the flexibility to be shaped in any curved or linear formation. When stored compressed, the folding wall shrinks to the thickness of a book. It expands to an impressive 4.5 meters long, or any length between. Made from layers of paper structured with flexible honeycomb geometry, the walls are a new building material—relinquishing notions of rigid space making in favour of sustainable design to accommodate change over time and responsible material use.

This easily moveable wall can be arranged as a room divider to absorb sound and delineate visual privacy, or to create a striking backdrop for an event or performance. As a modular system, each softwall + softblock has magnetic end panels that connect these flexible building blocks to create longer partitions and immersive, sculptural installations.

Recognized for elegant design and innovation, softwall is held in the Museum of Modern Art’s permanent collection and winner of the prestigious Danish INDEX Award, for design to improve life.

Design by Stephanie Forsythe + Todd MacAllen



This drawing and the content represented is the exclusive property of molo design ltd. and cannot be used without their prior written consent. For site installations verify all dimensions and notify molo of any on-site discrepancies prior to construction. Drawing scale may be affected by printing, scanning, or copying. Do not scale drawings.



molo design, ltd.
1470 Venables Street
Vancouver, BC
Canada V5L 2G7

+ 1 604 685 0340
molodesign.com

Designed by Stephanie Forsythe and Todd MacAllen,
manufactured by molo and protected by one or more patents and/or design registrations held by molo, viewable at molodesign.com/ip

METRIC DRAWING SET

OVERVIEW

softwall + softblock is a modular system of freestanding flexible space partitions. Elements can be stacked vertically and/or connected horizontally. Standard heights for individual elements range from 30.5 to 305 centimeters tall.

Each softwall is flexible in length, opening to a maximum extension of 4.5 meters or shorter lengths as required. You can create longer partitions by easily connecting two or more softwalls via their magnetic end panels. When a softwall is compressed for shipping or storage, it is less than 5 centimeters thick.

By virtue of its honeycomb cell structure, the soft collection makes highly efficient use of a small amount of material. Once expanded, a softwall is 100 times the size of its compressed form. It can be easily re-compressed for efficient storage or shipping.

PAPER · MATERIAL

softwall + softblock is offered in three paper colour choices — brown, blue and black. brown and blue paper furniture is made from wood harvested from FSC® Certified (FSC® C158591) responsible sources. All paper products have been produced with non-toxic fire retardants, adhesives and inks.

We do not recommend using paper products in extreme humidity environments, where softblock + softwall may come into contact with moisture.

TEXTILE · MATERIAL

Made from non-woven polyethylene, textile is tear- and water-resistant, anti-static to repel dust and has a natural UV protection that prevents yellowing with sunlight or age. The translucent material has a delicate appearance reminiscent of Japanese washi and comes to life when illuminated by sunlight or integrated LED. textile softwall + softblock have a “Class A” rating for flame spread and smoke, developed in accordance with ASTM E84-05. All products made with the textile are easy to maintain and can be dusted, vacuumed or wiped clean with a damp cloth. The textile is 100% recyclable.

CUSTOM HEIGHT + LENGTH

Custom height options are available for all materials of molo softwall + softblock. If you already own your softwall, local custom cuts can be completed with an industrial paper cutter, available at a local printing or paper shop. Please see pages 10 + 18 for further details.

Each unit of softwall + softblock has a standard maximum linear extension of 4.5 metres. While multiple units can link together by their magnetic end panels, our workshop can also create custom-length softwall + softblock to accommodate project-specific needs. Layers can be removed from the partitions, creating shorter stretches.

OTHER CUSTOMIZATIONS

The soft collection is inherently flexible. As modular elements in a system designed for use in countless environments, standard products suit a wide range of applications. Depending on your vision, some projects may call for made-to-order items, customizations, or modifications. The molo workshop can accommodate a variety of customizations depending on a project’s specific needs.

PANTONE CODES FOR STANDARD molo COLOURS

Here is a list of the closest Pantone matches for molo colours and materials:

- brown paper: Pantone 7565U
- blue paper: Pantone 293 U · blue
- deep blue paper: Pantone 19-4053TPG
- pale blue paper: Pantone 657 U
- black paper: Pantone 19-0000 TPG/TCX · raven
- black textile: Pantone 19-0405 TPG/TCX · beluga
- white textile: Pantone 11-4001 TPG/TCX · brilliant white (also matches Corian Glacier White)
- aluminum textile: Pantone 877 C · metallic
- forest green textile: Pantone 7742 U

CUSTOM COLOUR

We can create custom colour textile softwall from any Pantone. This requires a minimum order quantity of approximately 36 - 76 units, depending on the size of the softwall, and an estimated lead time of 21 - 25 weeks. If these minimums are too high for your current project or budget, we offer a waitlist where we aim to group together client projects using similar Pantones.

LIMITED EDITION

The way light reflects back and forth between the vertical fins and folds of softwall amplifies colour and transforms a single shade into a dynamic range of hues that change as light moves across the partition’s sculptural form. Observing similar effects in nature has inspired designers Stephanie Forsythe and Todd MacAllen to create softwall in a series of limited-edition colours. These limited-edition colours are also chosen intuitively for their effect on our emotions.

gilded paper:
In their material investigations, Stephanie Forsythe + Todd MacAllen found inspiration in gilded books and illuminated manuscripts.

Traditionally, artisans, bookbinders, and monks applied a thin layer of gold to the paper’s edge. This process served the practical function of safeguarding from dust, moisture, and sunlight but most significantly illuminated the manuscript’s importance. Through the same centuries-old process, the paper edges were coated with 24-karat gold leaf that will never tarnish. The gilded pleats catch light with a subtle beauty and sheen that shifts with the viewing angle.

FIRE CERTIFICATIONS

| | |
|------------------------------------|-----------------------------------------------------------------------------------------------------------------------------------------------------------------------------------------------------------------------------------------------------------------------------------------------------------------------------------------------------------------------------------------------------------------------------------------------------------------------------------------------------------------------------------------------------------------------------------------------------------------|
| M1 · France | <div><div>· all paper products</div><div>· FR textile (standard textile is Class A — see below)</div></div> <div>French NF P 92 503-507 (M1) 504 rate of flame spread test. The test material is classified into 5 categories that define the fire resistance of materials: M0: non-combustible, M1: combustible (non-flammable), M2: combustible (flame retardant), M3: combustible (moderately flammable), M4: combustible (highly flammable), NC: not classified.</div> |
| B1 · Germany | <div><div>· all paper products</div><div>· FR textile (standard textile is Class A — see below)</div></div> <div>German DIN 4102-1 defines fire behavior classes for building materials and specifies requirements and test methods for each class. The test material is classified into 5 categories that define the fire resistance of materials: A1 + A2: fireproof materials, B1: not easily flammable, B2: flammable, B3: easily flammable. B1 (Brandschacht) is the main test method in Germany which measures reaction to fire and is considered the highest flammability standard in the country.</div> |
| NFPA 701 · United States | <div><div>· all paper products</div><div>· FR textile (standard textile is Class A — see below)</div></div> <div>NFPA 701 testing measures the ignition resistance of a fabric after it is exposed to a flame for 12 seconds.</div> |
| ASTM 84-05 Class A · United States | <div>· all textile products — if M1 or B1 is required, please inquire</div> <div>Class A fire rating represents the highest rating achievable, indicating a flame spread of 0 - 25 and smoke developed between 0 - 450. A designation of Class A, or Class I, is considered superior fire protection.</div> |

ACOUSTICS

There are two ways that softwall + softblock improve acoustics. First, their flowing pleated forms break up a room's flat, typically parallel surfaces, reducing sound reflection and standing waves. Second, the sound is absorbed by softwall + softblock’s honeycomb structure, reducing sound transmission through the partitions.

NRC stands for Noise Reduction Coefficient. It is a rating system that explains how much sound an acoustic product can absorb. Ratings range from 0 to 1. An acoustic product with a 0.95 NRC rating means that 95% of the space’s noise is absorbed, while 5% is reflected. molo softwall + softblock modular system has an average absorption range of 0.25 - 0.50.

- NRC = 0.25 · 9.25” (23.5 cm) wide softwall + softblock
- NRC = 0.30 · 13.3” (34 cm) wide softwall + softblock
- NRC = 0.50 · 17.75” (45 cm) wide softwall + softblock
- NRC = 0.45 · cloud softlight
- * softwall + softblock NRC tests have been completed in textile and paper materials, resulting in the same NRC values.

Other soft collection products, such as seating, lighting, and tables, will absorb sound in a space as they all share the same type of honeycomb structure and pleated form.

FSC® CERTIFIED

molo brown and blue paper furniture is made from wood harvested from FSC® Certified (FSC® C158591) responsible sources and coated with a non-toxic fire retardant.

The Forest Stewardship Council GmbH is an international non-profit, multistakeholder organization established in 1993 that promotes responsible management of the world’s forests via timber certification. The FSC certification is considered the “gold standard” designation for wood harvested from forests that are responsibly managed, socially beneficial, environmentally conscious, and economically viable.

SUSTAINABILITY

The soft collection follows three core sustainable principles: flexible use of space, efficient use of material, and recyclable/responsible materials.

Flexible use of space · Enabling a space to suit diverse use over time, throughout the day or over its lifespan, is an inherently sustainable practice. The soft collection requires no tools or additional supports to create freestanding structures and is easily folded away for storage. Whether for the temporary division of space in a live / work environment or shaping space for the unpredictable growth of a new business, the soft collection empowers people to change and adapt their spaces.

Efficient use of material · By virtue of its honeycomb cell structure, the soft collection makes highly efficient use of its material. Once expanded, a softwall is 100 times the size of its compressed form. It can be easily re-compressed for efficient storage or shipping.

Recyclable/responsible materials · softwall + softblock are designed with the intention of a long, useful life. Nevertheless, the materials can be recycled. After removing the magnets from the end panels, recycle the remaining material. textile softwall is 100% polyethylene, number “2” in the recycling stream, and paper softwall can be recycled with any regular paper recycling program.

RADIUS / SQUARE EDGE

softblock is offered with both a square and radius cut bottom corners. Any softwall + softblock which is in contact with the floor should be oriented so that its rounded edge is at the floor and the square edge is at the top. This minimizes wear over time and brings visual lightness to the way the partition meets the floor. For more information, review pages 3 + 4.

LIGHTFASTNESS · OVERVIEW

| Lightfastness is a property of a colourant such as dye or pigment that describes its resistance to fading when exposed to light. | | |
|----------------------------------------------------------------------------------------------------------------------------------|-------------------------------------------------|--------------------------------|
| LIGHTFASTNESS LEVEL (BLUE WOOL SCALE) | DIRECT EXPOSURE SUMMER / WINTER | NORMAL CONDITIONS OF DISPLAY * |
| 1 | - | less than 2 years |
| 2 | - | 2 - 15 years |
| 3 | 4 - 8 days / 2 - 4 weeks | 2 - 15 years |
| 4 | 2 - 3 weeks / 2 - 3 months | 15 - 50 years |
| 5 | 3 - 5 weeks / 4 - 5 months | 15 - 50 years |
| 6 | 6 - 8 weeks / 5 - 6 months | 50 - 100 years |
| 7 | 3 - 4 months / 7 - 9 months | over 100 years |
| 8 | over 1.5 years | over 100 years |
| 8+ | exceeds performance of blue wool scale number 8 | |

molo MATERIAL LIGHTFASTNESS

| COLOUR · MATERIAL | LIGHTFASTNESS LEVEL (BLUE WOOL SCALE) |
|----------------------|---------------------------------------------------------------------------------|
| brown paper | 5 - 6 (fades to a slightly lighter shade of brown with prolonged sun exposure) |
| black paper | 5 (very slight reduction of the intensity of black with prolonged sun exposure) |
| blue paper | 3 - 4 |
| deep blue paper | 7 |
| pale blue paper | 7 |
| white textile | 8 |
| FR white textile | 5 |
| aluminum textile | 8+ |
| black textile | 8+ |
| forest green textile | 8+ |
| pale pink textile | 8 |
| molo red textile | 8 |
| vibrant blue textile | 8 |

OPTIONAL ACCESSORIES

| | |
|--------------------|------------------------------------------------------------------------------------------------------------------------------------------------------------------------------------------------------------------|
| LED kits | Optional LED ribbons wind through horizontal tunnels that are in each softwall + softblock, to transform these elements into expressive, luminous space partitions. |
| steel anchor strip | To connect softwall + softblock to fixed walls, cabinetry or structures. |
| wool felt handles | For ease of handling, wool felt handles may attach to paper or textile softwalls that are opened and closed frequently. Each set contains two felt pieces that combine to create a grip for one end of softwall. |
| tubing | May be used to lock softwall + softblock in straight lines or to form lintels over openings. |
| clipping system | To mount signage + printed material for display on softwall and softblock. |
| peg + strip | To reinforce and align horizontal layers of softblock. |
| steel base | Additional support for stacking softwall or softblock. |
| glass vase | glass vase is a delicate cylinder of borosilicate glass, handblown in the Czech Republic. The vase inserts into the hollow openings of the softwall + softblock honeycomb structure. |

2D + 3D DRAWING FILES

AutoCAD, Sketchup, Revit, 3DS, and Rhino drawing files for softwall + softblock are available for download at <https://molodesign.com/documentation/product-drawings/>

DOWNLOAD CERTIFICATES

Download all certificates at <https://molodesign.com/documentation/certifications/>



Technical drawing of a 10-hole punch card. The card is rectangular with a total width of 3050 units. It features 10 circular holes arranged in a single row. The distance between the center of the first hole and the left edge is 150 units. The distance between the center of each subsequent hole is 305 units. The distance from the center of the last hole to the right edge is 155 units. A diagonal line is drawn from the top-right corner of the card to the center of the last hole.

Technical drawing of a rectangular plate. The width is 340 and the length is 2440. The plate features a central vertical strip with eight circular holes spaced evenly along its length.

Technical drawing of a rectangular plate. A vertical dimension line on the left indicates a height of 915. The plate has a series of vertical lines and three circles on its right side.

Technical drawing of a rectangular plate. A dimension line on the left indicates a length of 305. The plate has a central circular hole. A red circle is drawn at the bottom right corner of the plate.

90° blocks only used when stacking on top of other
softwall + softblock

ELEVATION · UNFOLDED END PANEL (SQUARE-CUT CORNERS)

1220

Technical drawing of a rectangular plate. The height is dimensioned as 915. The plate features three circular holes arranged vertically in the center. The drawing includes a top horizontal line, a bottom horizontal line, and a vertical line on the right side. The three holes are represented by small circles.

Technical drawing of a rectangular plate. The height is indicated as 610. The plate features two circular holes, one above the other, centered horizontally. The drawing includes dimension lines and a scale bar.

Technical drawing of a rectangular plate with a central hole. A dimension line on the left indicates a height of 305. A red circle highlights the bottom right corner of the plate.

12 mm radius cut at base of softwall + some softblock
minimizes wear. Orient any softwall or softblock which is in
contact with floor so rounded edge is on the ground

| |
|-------------------------------------------|
| softwall + softblock · 340 mm wide |
| HEIGHT · RADIUS CUT BASE |
| 305 mm tall |
| 610 mm tall |
| 915 mm tall |
| 1220 mm tall |
| 1525 mm tall |
| 1835 mm tall |
| 2440 mm tall |
| 3050 mm tall |
| HEIGHT · SQUARE CUT BASE |
| 305 mm tall |
| 610 mm tall |
| 915 mm tall |
| 1220 mm tall |

* custom heights available, see p.10

ELEVATION · UNFOLDED END PANEL (RADIUS-CUT CORNERS)

This drawing and the content represented is the exclusive property of molo design ltd and cannot be used without their prior written consent. For site installations verify all dimensions and notify molo of any on-site discrepancies prior to construction. Drawing scale may be affected by printing, scanning, or copying. Do not scale drawings.



molo design, ltd.
1470 Venables Street
Vancouver, BC
Canada V5L 2G7

+ 1 604 685 0340
molodesign.com

Designed by Stephanie Forsythe and Todd MacAllen,
manufactured by molo and protected by one or more patents and/or design registrations held by molo, viewable at molodesign.com/ip

softwall + softblock · 340 mm wide · SPECIFICATIONS
all dimensions in mm unless otherwise noted
SCALE · 1:20

DATE: 260129



- 50-millimeter diameter tunnels every 305 millimeters vertically, starting 150 millimeters from base of softwall + softblock tunnels are used for
- handles when opening and positioning softwall + softblock
 - optional LED kit to illuminate white textile softwall
 - optional horizontal tubes to lock softwall + softblock in straight forms or to form lintels over openings

| | |
|------------------------------------|--|
| softwall + softblock · 235 mm wide | |
| HEIGHT · RADIUS CUT BASE | |
| 305 mm tall | |
| 610 mm tall | |
| 915 mm tall | |
| 1220 mm tall | |
| 1525 mm tall | |
| 1835 mm tall | |
| 2440 mm tall | |
| HEIGHT · SQUARE CUT BASE | |
| 305 mm tall | |
| 610 mm tall | |
| 915 mm tall | |
| 1220 mm tall | |

custom heights available, see p.18



This drawing and the content represented is the exclusive property of molo design ltd. and cannot be used without their prior written consent. For site installations verify all dimensions and notify molo of any on-site discrepancies prior to construction. Drawing scale may be affected by printing, scanning, or copying. Do not scale drawings.



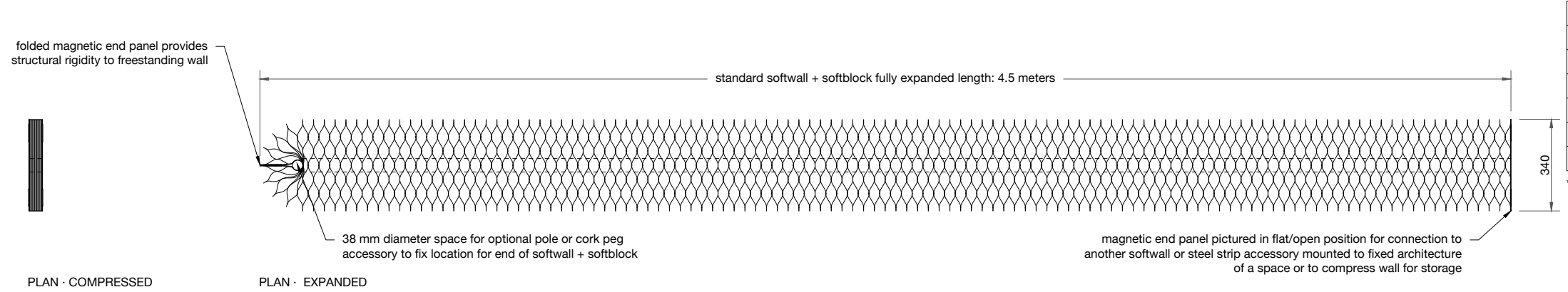
molo design, ltd
1470 Venables Street
Vancouver, BC
Canada V5L 2G7

+ 1 604 685 0340
molodesign.com

Designed by Stephanie Forsythe and Todd MacAllen,
manufactured by molo and protected by one or more patents and/or design registrations held by molo, viewable at molodesign.com/ip



softwall + softblock · 235 mm wide · SPECIFICATIONS
all dimensions in mm unless otherwise noted
SCALE · 1:20

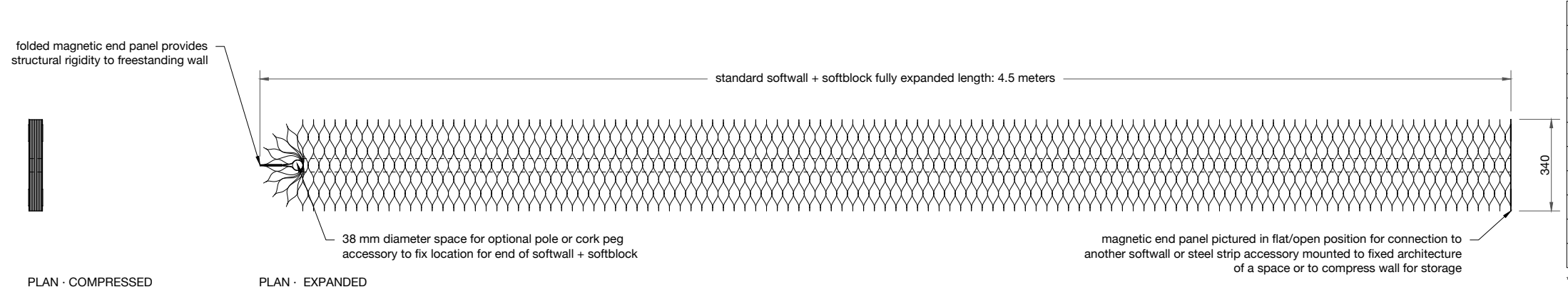
DATE: 260129



| softwall · 3050 mm tall x 340 mm wide x 4.5 meters long * | | | |
|-----------------------------------------------------------|----------------|-----------------|------------------|
| COLOUR · MATERIAL | PRODUCT WEIGHT | SHIPPING WEIGHT | SKU |
| white · textile | 18.6 kg | 31.6 kg | M-SW-T-WH-10-13 |
| aluminum · textile | 20.4 kg | 33.4 kg | M-SW-T-AL-10-13 |
| black · textile | 20.4 kg | 33.4 kg | M-SW-T-BK-10-13 |
| forest green · textile | 20.4 kg | 33.4 kg | M-SW-T-GRN-10-13 |
| custom colour · textile (16 - 24 week lead time) | 20.4 kg | 33.4 kg | M-SW-T-CC-10-13 |



* small amount of length lost when softwall + softblock are placed in curved configurations






| softwall · 2440 mm tall x 340 mm wide x 4.5 meters long * | | | |
|-----------------------------------------------------------|----------------|-----------------|------------------------|
| COLOUR · MATERIAL | PRODUCT WEIGHT | SHIPPING WEIGHT | SKU |
| brown · paper (12 - 18 week lead time) | 26.0 kg | 33.1 kg | M-SW-P-FSC-BR-08-13 |
| black · paper (12 - 18 week lead time) | 26.0 kg | 33.1 kg | M-SW-P-BK-08-13 |
| deep blue · paper (12 - 18 week lead time) | 26.0 kg | 33.1 kg | M-SW-P-FSC-DB281-08-13 |
| pale blue · paper (12 - 18 week lead time) | 26.0 kg | 33.1 kg | M-SW-P-FSC-PB296-08-13 |
| white · textile | 14.9 kg | 22.1 kg | M-SW-T-WH-08-13 |
| aluminum · textile | 16.3 kg | 23.5 kg | M-SW-T-AL-08-13 |
| black · textile | 16.3 kg | 23.5 kg | M-SW-T-BK-08-13 |
| forest green · textile | 16.3 kg | 23.5 kg | M-SW-T-GRN-08-13 |
| custom colour · textile (16 - 24 week lead time) | 16.3 kg | 23.5 kg | M-SW-T-CC-08-13 |

* small amount of length lost when softwall + softblock are placed in curved configurations




folded magnetic end panel provides structural rigidity to freestanding wall



PLAN · COMPRESSED

standard softwall + softblock fully expanded length: 4.5 meters



PLAN · EXPANDED

38 mm diameter space for optional pole or cork peg accessory to fix location for end of softwall + softblock

magnetic end panel pictured in flat/open position for connection to another softwall or steel strip accessory mounted to fixed architecture of a space or to compress wall for storage


| softblock · 1220 mm tall x 340 mm wide x 4.5 meters long * | | | |
|------------------------------------------------------------|----------------|-----------------|------------------------|
| COLOUR · MATERIAL | PRODUCT WEIGHT | SHIPPING WEIGHT | SKU |
| brown · paper | 13.0 kg | 17.2 kg | M-SB-P-FSC-BR-04-13 |
| black · paper | 13.0 kg | 17.2 kg | M-SB-P-BK-04-13 |
| deep blue · paper | 13.0 kg | 17.2 kg | M-SB-P-FSC-DB281-04-13 |
| pale blue · paper | 13.0 kg | 17.2 kg | M-SB-P-FSC-PB296-04-13 |
| white · textile | 7.4 kg | 11.6 kg | M-SB-T-WH-04-13 |
| aluminum · textile | 7.6 kg | 11.8 kg | M-SB-T-AL-04-13 |
| black · textile | 7.6 kg | 11.8 kg | M-SB-T-BK-04-13 |
| forest green · textile | 7.6 kg | 11.8 kg | M-SB-T-GRN-04-13 |
| custom colour · textile (16 - 24 week lead time) | 7.6 kg | 11.8 kg | M-SB-T-CC-04-13 |

* small amount of length lost when softwall + softblock are placed in curved configurations

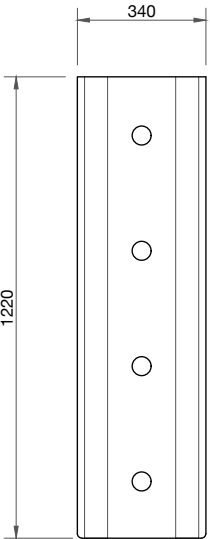
standard softwall + softblock compresses to approximately 50 millimeters



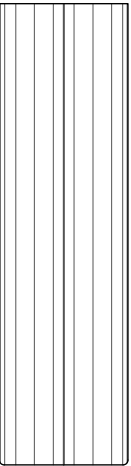
ELEVATION · COMPRESSED



ELEVATION · EXPANDED



ELEVATION · OPEN END PANEL



ELEVATION · CLOSED END PANEL

This drawing and the content represented is the exclusive property of molo design ltd. and cannot be used without their prior written consent. For site installations verify all dimensions and notify molo of any on-site discrepancies prior to construction. Drawing scale may be affected by printing, scanning, or copying. Do not scale drawings.



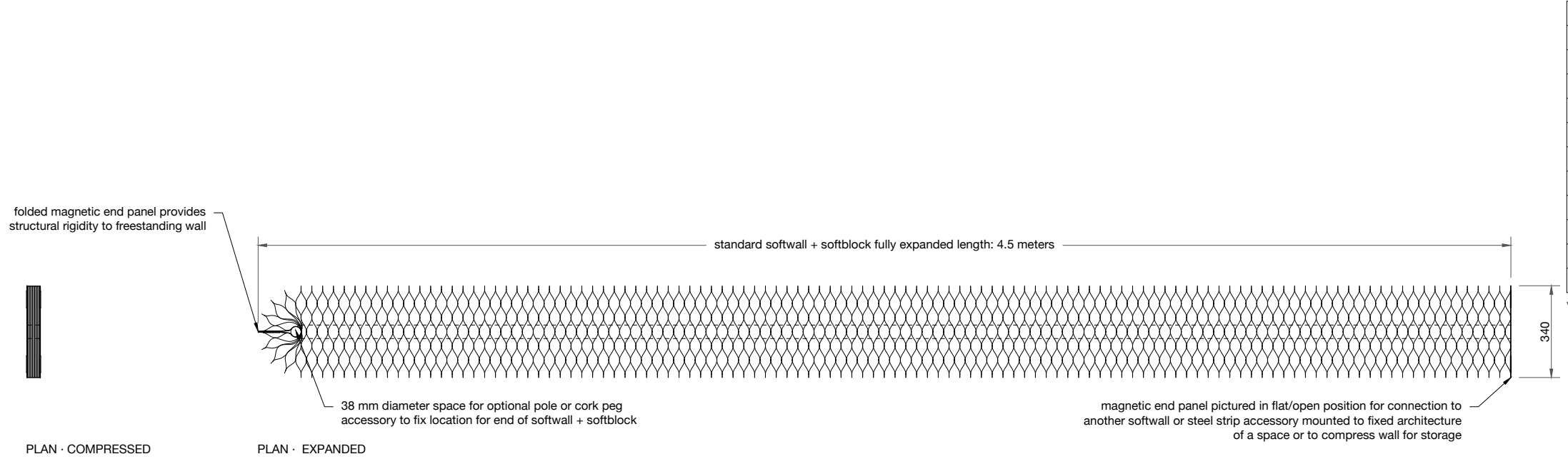
molo design, ltd.
1470 Venables Street
Vancouver, BC
Canada V5L 2G7

+ 1 604 685 0340
molodesign.com

Designed by Stephanie Forsythe and Todd MacAllen,
manufactured by molo and protected by one or more patents and/or design registrations held by molo, viewable at molodesign.com/ip

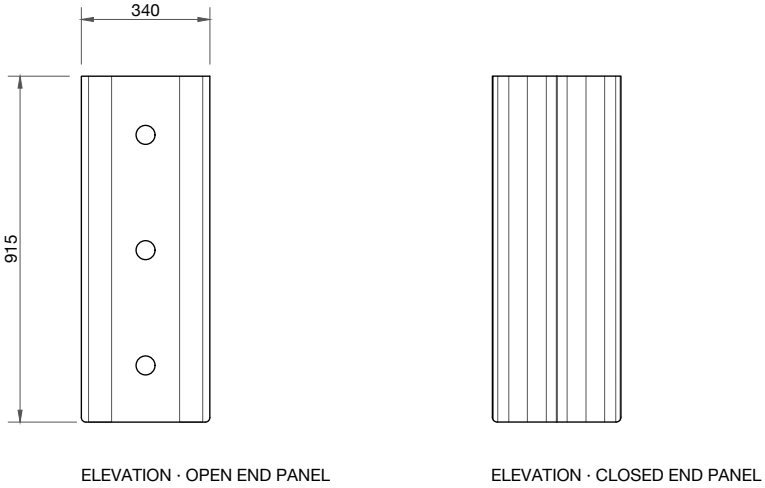

softblock · 1220 mm tall x 340 mm wide · SPECIFICATIONS
all dimensions in mm unless otherwise noted
SCALE · 1:20

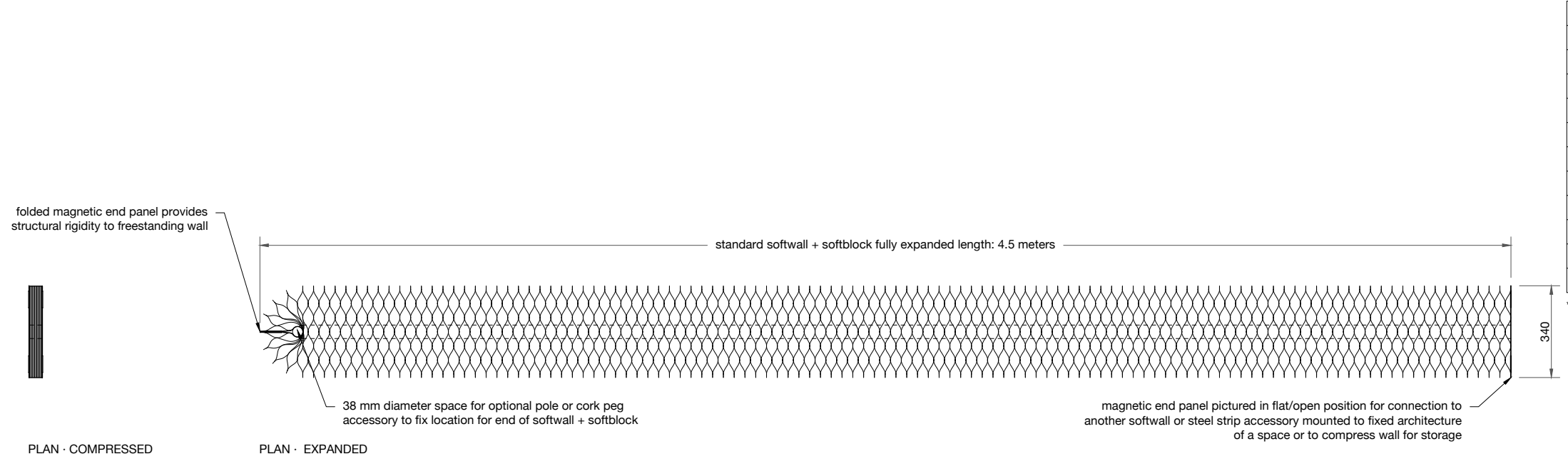
DATE: 260129



| softblock · 915 mm tall x 340 mm wide x 4.5 meters long * | | | |
|-----------------------------------------------------------|----------------|-----------------|------------------------|
| COLOUR · MATERIAL | PRODUCT WEIGHT | SHIPPING WEIGHT | SKU |
| brown · paper | 9.7 kg | 13.0 kg | M-SB-P-FSC-BR-03-13 |
| black · paper | 9.7 kg | 13.0 kg | M-SB-P-BK-03-13 |
| blue · paper | 9.7 kg | 13.0 kg | M-SB-P-FSC-BU-03-13 |
| deep blue · paper | 9.7 kg | 13.0 kg | M-SB-P-FSC-DB281-03-13 |
| pale blue · paper | 9.7 kg | 13.0 kg | M-SB-P-FSC-PB296-03-13 |
| white · textile | 5.6 kg | 8.9 kg | M-SB-T-WH-03-13 |
| aluminum · textile | 6.2 kg | 9.5 kg | M-SB-T-AL-03-13 |
| black · textile | 6.2 kg | 9.5 kg | M-SB-T-BK-03-13 |
| forest green · textile | 6.2 kg | 9.5 kg | M-SB-T-GRN-03-13 |
| custom colour · textile (16 - 24 week lead time) | 6.2 kg | 9.5 kg | M-SB-T-CC-03-13 |

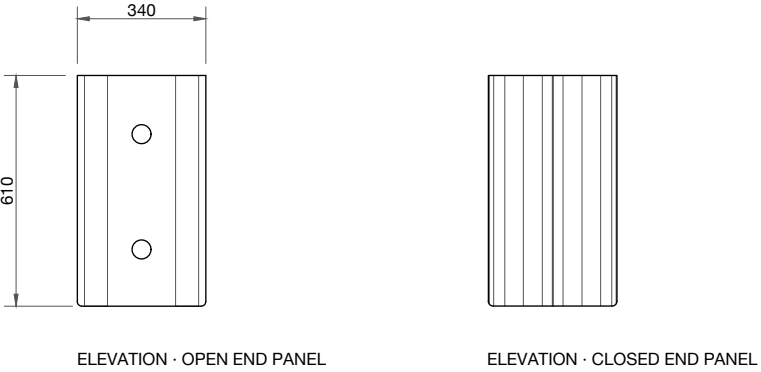
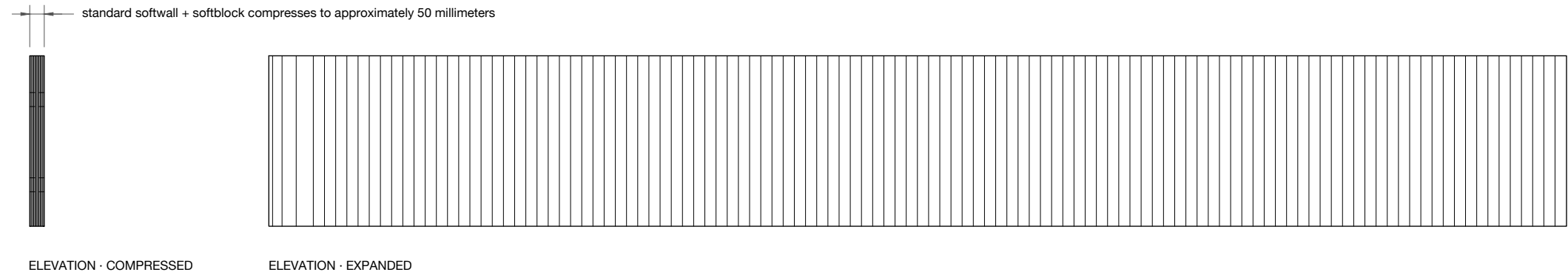
* small amount of length lost when softwall + softblock are placed in curved configurations






| softblock · 610 mm tall x 340 mm wide x 4.5 meters long * | | | |
|-----------------------------------------------------------|----------------|-----------------|------------------------|
| COLOUR · MATERIAL | PRODUCT WEIGHT | SHIPPING WEIGHT | SKU |
| brown · paper | 6.5 kg | 8.7 kg | M-SB-P-FSC-BR-02-13 |
| black · paper | 6.5 kg | 8.7 kg | M-SB-P-BK-02-13 |
| blue · paper | 6.5 kg | 8.7 kg | M-SB-P-FSC-BU-02-13 |
| deep blue · paper | 6.5 kg | 8.7 kg | M-SB-P-FSC-DB281-02-13 |
| pale blue · paper | 6.5 kg | 8.7 kg | M-SB-P-FSC-PB296-02-13 |
| white · textile | 3.7 kg | 5.9 kg | M-SB-T-WH-02-13 |
| aluminum · textile | 4.0 kg | 6.2 kg | M-SB-T-AL-02-13 |
| black · textile | 4.0 kg | 6.2 kg | M-SB-T-BK-02-13 |
| forest green · textile | 4.0 kg | 6.2 kg | M-SB-T-GRN-02-13 |
| custom colour · textile (16 - 24 week lead time) | 4.0 kg | 6.2 kg | M-SB-T-CC-02-13 |

* small amount of length lost when softwall + softblock are placed in curved configurations




folded magnetic end panel provides structural rigidity to freestanding wall



PLAN · COMPRESSED

standard softwall + softblock fully expanded length: 4.5 meters



PLAN · EXPANDED


38 mm diameter space for optional pole or cork peg accessory to fix location for end of softwall + softblock

magnetic end panel pictured in flat/open position for connection to another softwall or steel strip accessory mounted to fixed architecture of a space or to compress wall for storage

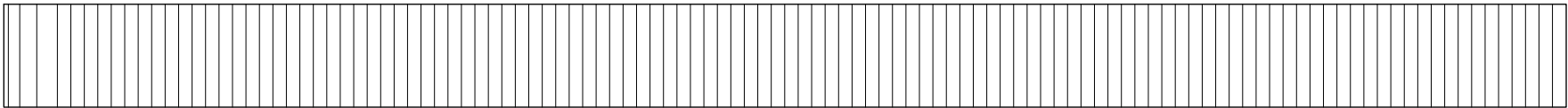
| softblock · 305 mm tall x 340 mm wide x 4.5 meters long * | | | |
|-----------------------------------------------------------|----------------|-----------------|------------------------|
| COLOUR · MATERIAL | PRODUCT WEIGHT | SHIPPING WEIGHT | SKU |
| brown · paper | 3.3 kg | 4.5 kg | M-SB-P-FSC-BR-01-13 |
| black · paper | 3.3 kg | 4.5 kg | M-SB-P-BK-01-13 |
| blue · paper | 3.3 kg | 4.5 kg | M-SB-P-FSC-BU-01-13 |
| deep blue · paper | 3.3 kg | 4.5 kg | M-SB-P-FSC-DB281-01-13 |
| pale blue · paper | 3.3 kg | 4.5 kg | M-SB-P-FSC-PB296-01-13 |
| white · textile | 1.9 kg | 3.1 kg | M-SB-T-WH-01-13 |
| aluminum · textile | 2.0 kg | 3.2 kg | M-SB-T-AL-01-13 |
| black · textile | 2.0 kg | 3.2 kg | M-SB-T-BK-01-13 |
| forest green · textile | 2.0 kg | 3.2 kg | M-SB-T-GRN-01-13 |
| custom colour · textile (16 - 24 week lead time) | 2.0 kg | 3.2 kg | M-SB-T-CC-01-13 |

* small amount of length lost when softwall + softblock are placed in curved configurations

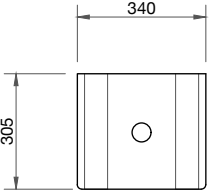
standard softwall + softblock compresses to approximately 50 millimeters



ELEVATION · COMPRESSED



ELEVATION · EXPANDED



ELEVATION · OPEN END PANEL



ELEVATION · CLOSED END PANEL

This drawing and the content represented is the exclusive property of molo design ltd. and cannot be used without their prior written consent. For site installations verify all dimensions and notify molo of any on-site discrepancies prior to construction. Drawing scale may be affected by printing, scanning, or copying. Do not scale drawings.



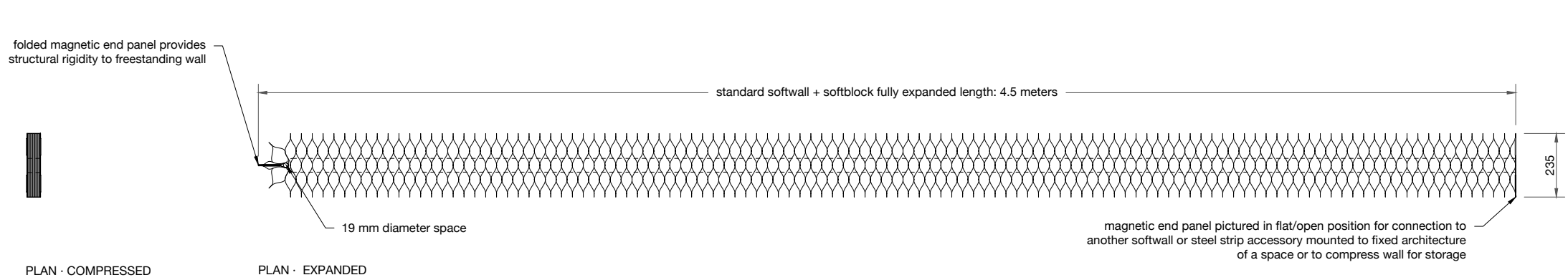
molo design, ltd.
1470 Venables Street
Vancouver, BC
Canada V5L 2G7

+ 1 604 685 0340
molodesign.com

Designed by Stephanie Forsythe and Todd MacAllen,
manufactured by molo and protected by one or more patents and/or design registrations held by molo, viewable at molodesign.com/ip



softblock · 305 mm tall x 340 mm wide · SPECIFICATIONS
all dimensions in mm unless otherwise noted
SCALE · 1:20


DATE: 260129



| softwall · 2440 mm tall x 235 mm wide x 4.5 meters long * | | | |
|-----------------------------------------------------------|----------------|-----------------|------------------------|
| COLOUR · MATERIAL | PRODUCT WEIGHT | SHIPPING WEIGHT | SKU |
| brown · paper | 16.3 kg | 20.1 kg | M-SW-P-FSC-BR-08-09 |
| black · paper | 18.1 kg | 21.9 kg | M-SW-P-BK-08-09 |
| deep blue · paper | 18.1 kg | 21.9 kg | M-SW-P-FSC-DB281-08-09 |
| pale blue · paper | 18.1 kg | 21.9 kg | M-SW-P-FSC-PB296-08-09 |
| white · textile | 10.3 kg | 14.1 kg | M-SW-T-WH-08-09 |
| aluminum · textile | 10.5 kg | 14.3 kg | M-SW-T-AL-08-09 |
| black · textile | 11.3 kg | 15.1 kg | M-SW-T-BK-08-09 |
| forest green · textile | 11.3 kg | 15.1 kg | M-SW-T-GRN-08-09 |
| custom colour · textile (16 - 24 week lead time) | 11.3 kg | 15.1 kg | M-SW-T-CC-08-09 |

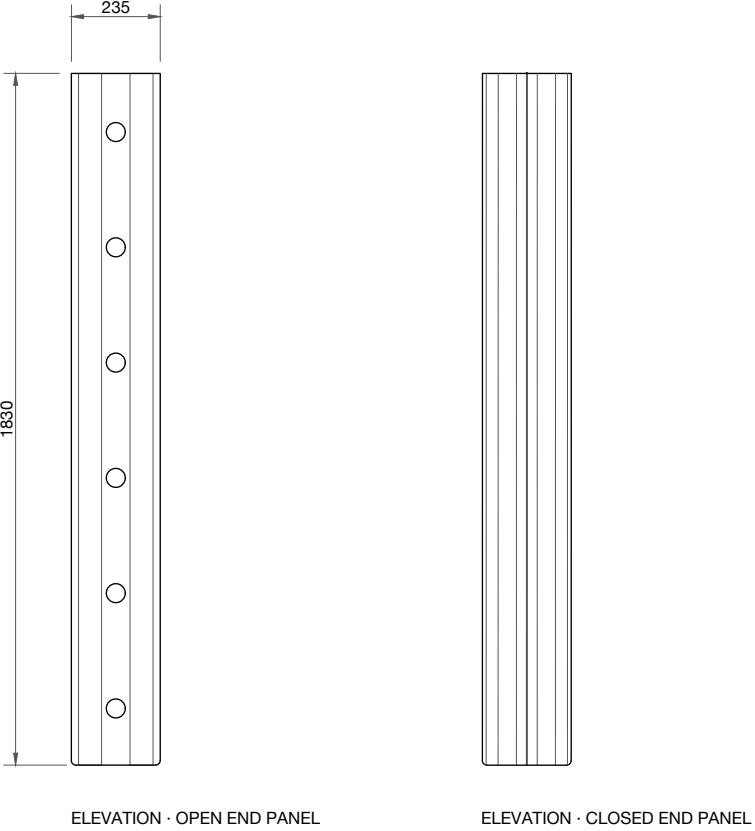

* small amount of length lost when softwall + softblock are placed in curved configurations






| softwall · 1830 mm tall x 235 mm wide x 4.5 meters long * | | | |
|-----------------------------------------------------------|----------------|-----------------|------------------------|
| COLOUR · MATERIAL | PRODUCT WEIGHT | SHIPPING WEIGHT | SKU |
| brown · paper | 12.6 kg | 17.9 kg | M-SW-P-FSC-BR-06-09 |
| black · paper | 13.6 kg | 18.9 kg | M-SW-P-BK-06-09 |
| deep blue · paper | 13.6 kg | 18.9 kg | M-SW-P-FSC-DB281-06-09 |
| pale blue · paper | 13.6 kg | 18.9 kg | M-SW-P-FSC-PB296-06-09 |
| white · textile | 7.8 kg | 13.1 kg | M-SW-T-WH-06-09 |
| aluminum · textile | 8.5 kg | 13.8 kg | M-SW-T-AL-06-09 |
| black · textile | 8.5 kg | 13.8 kg | M-SW-T-BK-06-09 |
| forest green · textile | 8.5 kg | 13.8 kg | M-SW-T-GRN-06-09 |
| custom colour · textile (16 - 24 week lead time) | 8.5 kg | 13.8 kg | M-SW-T-CC-06-09 |

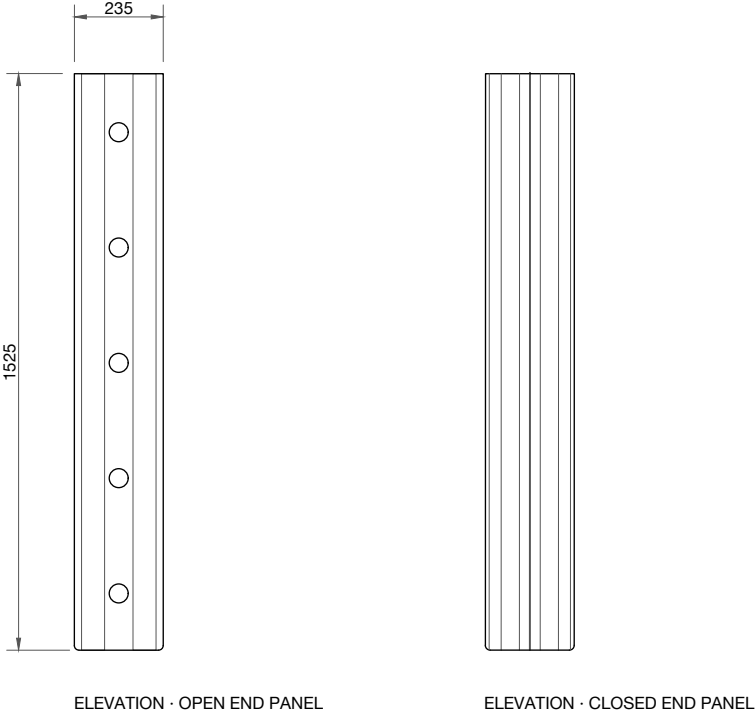

* small amount of length lost when softwall + softblock are placed in curved configurations





| softwall · 1525 mm tall x 235 mm wide x 4.5 meters long * | | | |
|-----------------------------------------------------------|----------------|-----------------|------------------------|
| COLOUR · MATERIAL | PRODUCT WEIGHT | SHIPPING WEIGHT | SKU |
| brown · paper | 10.5 kg | 15.2 kg | M-SW-P-FSC-BR-05-09 |
| black · paper | 11.3 kg | 16.0 kg | M-SW-P-BK-05-09 |
| deep blue · paper | 11.3 kg | 16.0 kg | M-SW-P-FSC-DB281-05-09 |
| pale blue · paper | 11.3 kg | 16.0 kg | M-SW-P-FSC-PB296-05-09 |
| white · textile | 6.5 kg | 11.2 kg | M-SW-T-WH-05-09 |
| aluminum · textile | 7.1 kg | 11.8 kg | M-SW-T-AL-05-09 |
| black · textile | 7.1 kg | 11.8 kg | M-SW-T-BK-05-09 |
| forest green · textile | 7.1 kg | 11.8 kg | M-SW-T-GRN-05-09 |
| custom colour · textile (16 - 24 week lead time) | 7.1 kg | 11.8 kg | M-SW-T-CC-05-09 |

* small amount of length lost when softwall + softblock are placed in curved configurations



folded magnetic end panel provides structural rigidity to freestanding wall



standard softwall + softblock fully expanded length: 4.5 meters

19 mm diameter space

magnetic end panel pictured in flat/open position for connection to another softwall or steel strip accessory mounted to fixed architecture of a space or to compress wall for storage


PLAN · COMPRESSED

PLAN · EXPANDED

| softblock · 1220 mm tall x 235 mm wide x 4.5 meters long * | | | |
|------------------------------------------------------------|----------------|-----------------|------------------------|
| COLOUR · MATERIAL | PRODUCT WEIGHT | SHIPPING WEIGHT | SKU |
| brown · paper | 8.4 kg | 12.2 kg | M-SB-P-FSC-BR-04-09 |
| black · paper | 9.0 kg | 12.8 kg | M-SB-P-BK-04-09 |
| deep blue · paper | 9.0 kg | 12.8 kg | M-SB-P-FSC-DB281-04-09 |
| pale blue · paper | 9.0 kg | 12.8 kg | M-SB-P-FSC-PB296-04-09 |
| white · textile | 5.2 kg | 9.0 kg | M-SB-T-WH-04-09 |
| aluminum · textile | 5.4 kg | 9.2 kg | M-SB-T-AL-04-09 |
| black · textile | 5.7 kg | 9.5 kg | M-SB-T-BK-04-09 |
| forest green · textile | 5.7 kg | 9.5 kg | M-SB-T-GRN-04-09 |
| custom colour · textile (16 - 24 week lead time) | 5.7 kg | 9.5 kg | M-SB-T-CC-04-09 |

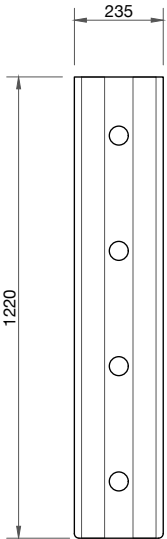
* small amount of length lost when softwall + softblock are placed in curved configurations

standard softwall + softblock compresses to approximately 50 millimeters




ELEVATION · COMPRESSED

ELEVATION · EXPANDED



ELEVATION · OPEN END PANEL



ELEVATION · CLOSED END PANEL

This drawing and the content represented is the exclusive property of molo design ltd. and cannot be used without their prior written consent. For site installations verify all dimensions and notify molo of any on-site discrepancies prior to construction. Drawing scale may be affected by printing, scanning, or copying. Do not scale drawings.



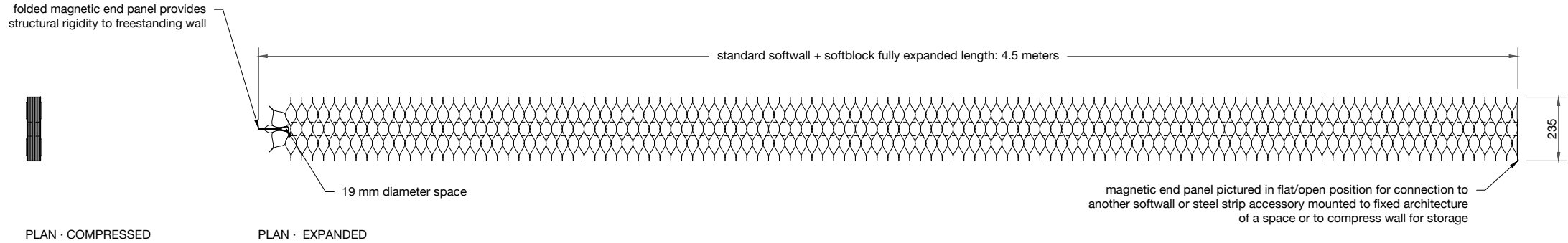
molo design, ltd.
1470 Venables Street
Vancouver, BC
Canada V5L 2G7

+ 1 604 685 0340
molodesign.com

Designed by Stephanie Forsythe and Todd MacAllen,
manufactured by molo and protected by one or more patents and/or design registrations held by molo, viewable at molodesign.com/ip

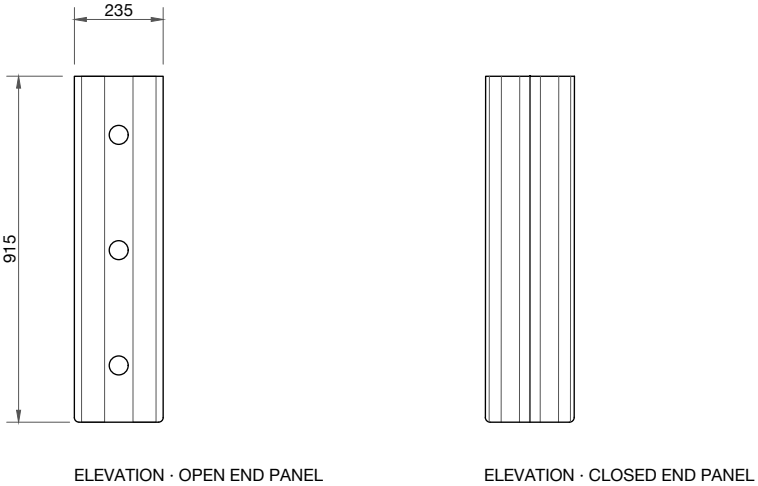

softblock · 1220 mm tall x 235 mm wide · SPECIFICATIONS
all dimensions in mm unless otherwise noted
SCALE · 1:20

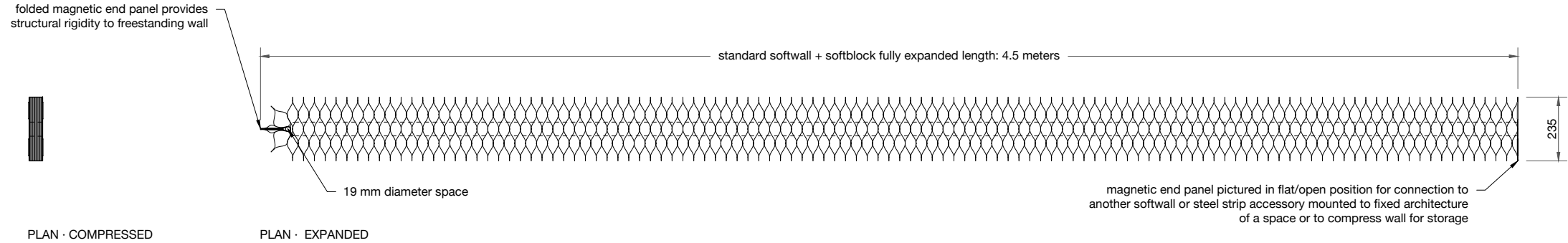
DATE: 260129



| softblock · 915 mm tall x 235 mm wide x 4.5 meters long * | | | |
|-----------------------------------------------------------|----------------|-----------------|------------------------|
| COLOUR · MATERIAL | PRODUCT WEIGHT | SHIPPING WEIGHT | SKU |
| brown · paper | 6.3 kg | 9.3 kg | M-SB-P-FSC-BR-03-09 |
| black · paper | 6.8 kg | 9.8 kg | M-SB-P-BK-03-09 |
| blue · paper | 6.8 kg | 9.8 kg | M-SB-P-FSC-BU-03-09 |
| deep blue · paper | 6.8 kg | 9.8 kg | M-SB-P-FSC-DB281-03-09 |
| pale blue · paper | 6.8 kg | 9.8 kg | M-SB-P-FSC-PB296-03-09 |
| white · textile | 3.9 kg | 6.9 kg | M-SB-T-WH-03-09 |
| aluminum · textile | 4.3 kg | 7.3 kg | M-SB-T-AL-03-09 |
| black · textile | 4.3 kg | 7.3 kg | M-SB-T-BK-03-09 |
| forest green · textile | 4.3 kg | 7.3 kg | M-SB-T-GRN-03-09 |
| custom colour · textile (16 - 24 week lead time) | 4.3 kg | 7.3 kg | M-SB-T-CC-03-09 |

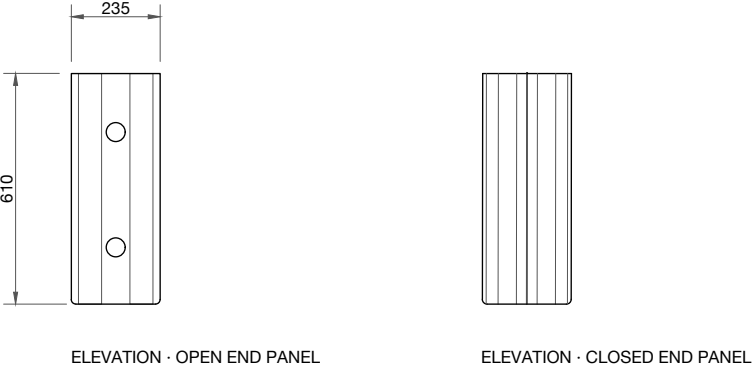
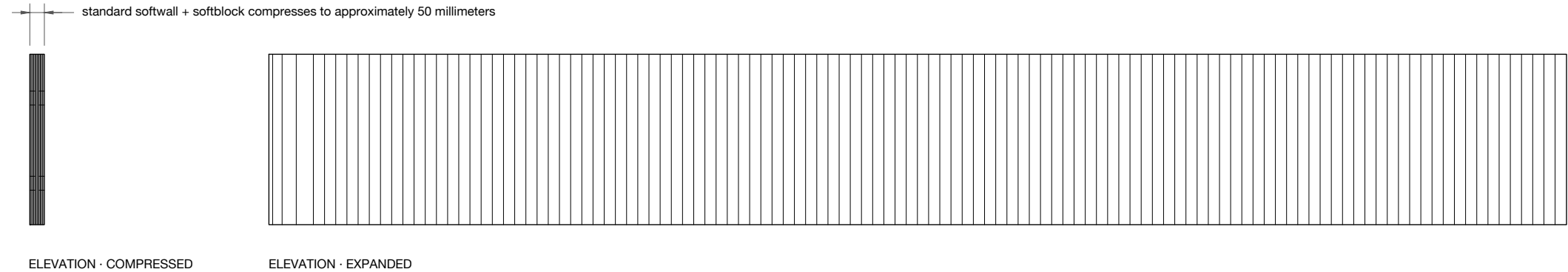
* small amount of length lost when softwall + softblock are placed in curved configurations






| softblock · 610 mm tall x 235 mm wide x 4.5 meters long * | | | |
|-----------------------------------------------------------|----------------|-----------------|------------------------|
| COLOUR · MATERIAL | PRODUCT WEIGHT | SHIPPING WEIGHT | SKU |
| brown · paper | 4.2 kg | 6.2 kg | M-SB-P-FSC-BR-02-09 |
| black · paper | 4.5 kg | 6.5 kg | M-SB-P-BK-02-09 |
| blue · paper | 4.5 kg | 6.5 kg | M-SB-P-FSC-BU-02-09 |
| deep blue · paper | 4.5 kg | 6.5 kg | M-SB-P-FSC-DB281-02-09 |
| pale blue · paper | 4.5 kg | 6.5 kg | M-SB-P-FSC-PB296-02-09 |
| white · textile | 2.6 kg | 4.6 kg | M-SB-T-WH-02-09 |
| aluminum · textile | 2.8 kg | 4.8 kg | M-SB-T-AL-02-09 |
| black · textile | 2.8 kg | 4.8 kg | M-SB-T-BK-02-09 |
| forest green · textile | 2.8 kg | 4.8 kg | M-SB-T-GRN-02-09 |
| custom colour · textile (16 - 24 week lead time) | 2.8 kg | 4.8 kg | M-SB-T-CC-02-09 |

* small amount of length lost when softwall + softblock are placed in curved configurations





| softblock · 305 mm tall x 235 mm wide x 4.5 meters long * | | | |
|-----------------------------------------------------------|----------------|-----------------|------------------------|
| COLOUR · MATERIAL | PRODUCT WEIGHT | SHIPPING WEIGHT | SKU |
| brown · paper | 2.1 kg | 3.2 kg | M-SB-P-FSC-BR-01-09 |
| black · paper | 2.3 kg | 3.4 kg | M-SB-P-BK-01-09 |
| blue · paper | 2.3 kg | 3.4 kg | M-SB-P-FSC-BU-01-09 |
| deep blue · paper | 2.3 kg | 3.4 kg | M-SB-P-FSC-DB281-01-09 |
| pale blue · paper | 2.3 kg | 3.4 kg | M-SB-P-FSC-PB296-01-09 |
| white · textile | 1.3 kg | 2.4 kg | M-SB-T-WH-01-09 |
| aluminum · textile | 1.4 kg | 2.5 kg | M-SB-T-AL-01-09 |
| black · textile | 1.4 kg | 2.5 kg | M-SB-T-BK-01-09 |
| forest green · textile | 1.4 kg | 2.5 kg | M-SB-T-GRN-01-09 |
| custom colour · textile (16 - 24 week lead time) | 1.4 kg | 2.5 kg | M-SB-T-CC-01-09 |

* small amount of length lost when softwall + softblock are placed in curved configurations

