

urchin softlight



molo design, ltd.
1470 venables street
vancouver, b.c.
canada V5L 2G7
t + 1 604 685 0340
info@molodesign.com
www.molodesign.com
instagram-molo_studio
twitter-molostudio
facebook-molodesign



urchin softlight

urchin softlight invites playful interaction. Using flexible honeycomb geometry, urchin expands and morphs into myriad shapes as you manipulate it with your hands. Its elastic movement and shifting form are akin to that of a sea creature, giving the luminary its unique name. Adjusting urchin's form also adjusts the intensity, direction and quality of light—a beautiful, tactile way to sculpt light within a space.

The shade is made from a tear- and water-resistant, non-woven polyethylene textile that is antistatic so as to not attract dust. The textile shades are illuminated from within by energy efficient 90+ CRI LEDs available in warm white (2700K) or neutral white (4000K) colour temperatures.

Design by Stephanie Forsythe + Todd MacAllen





rare earth magnets set into the final layer of textile form a hidden seam for the shade to fasten to itself.



urchin's asymmetrical sides create two distinct families of forms. Flipping the flat side out turns the shade into a cone or cylinder, while the curved side fashions more rounded, organic shapes.







the shades are made from a tear- and water-resistant non-woven polyethylene textile that possesses the delicate look of Japanese washi.












a custom dimmer featuring one-button functionality cycles urchin's luminosity from off to full brightness and back.

product	dimensions + specs	power supply voltage	LED colour	product code
small urchin softlight	 <p>white textile shade warm white: 270 lumens** neutral white: 300 lumens** 3.3W power draw</p> <p>38 centimeters Ø x 24 centimeters tail (15 inches Ø x 9.5 inches)</p> <p>shipping weight: 1.4kg (3lb)*</p> <p>ships in box: 43 x 23 x 10 centimeters (17 x 9 x 4 inches)</p>	plug-in 110 - 240 V plug types available: A, C, G, I	neutral white (#0000) warm white (#7000)	M-URC-T-WH-SM-NW M-URC-T-WH-SM-WW
medium urchin softlight	 <p>white textile shade warm white: 680 lumens** neutral white: 780 lumens** 6W power draw</p> <p>63.5 centimeters Ø x 35.5 centimeters tail (25 inches Ø x 14 inches)</p> <p>shipping weight: 2.0kg (4.3lb)*</p> <p>ships in box: 63 x 23 x 10 centimeters (17 x 9 x 4 inches)</p>	plug-in 110 - 240 V plug types available: A, C, G, I	neutral white (#0000) warm white (#7000)	M-URC-T-WH-MD-NW M-URC-T-WH-MD-WW
large urchin softlight	 <p>white textile shade warm white: 1020 lumens** neutral white: 1140 lumens** 12W power draw</p> <p>81.5 centimeters Ø x 52 centimeters tail (32 inches Ø x 20.5 inches)</p> <p>shipping weight: 3.0kg (6.6lb)*</p> <p>ships in box: 58 x 57 x 11 centimeters (23 x 10.75 x 4.25 inches)</p> <p>*urchin is inherently flexible; dimensions will vary on arrangement. All urchin softlights come with a 3 meter (10 foot) plug in electrical cable.</p>	plug-in 110 - 240 V plug types available: A, C, G, I	neutral white (#0000) warm white (#7000)	M-URC-T-WH-LG-NW M-URC-T-WH-LG-WW

* weights may vary

** lumen values refer to LED output; honeycomb shade will absorb some light