

cloud softlight pendant + mobile



molo design, ltd.
1470 venables street
vancouver, bc
canada v5l 2g7

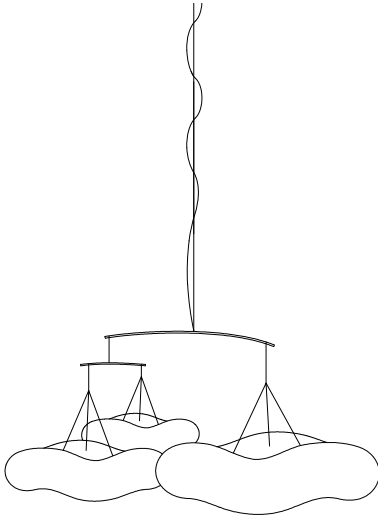
t + 1 604 685 0340
info@molodesign.com

instagram-studio_molo

www.molodesign.com



cloud softlight pendant + mobile




cloud softlight creates a canopy of gentle, luminous forms. Available in various sizes of individual pendants or suspended mobiles, cloud provides diffused light and a sense of intimate enclosure. When grouped together, they create vast, sculptural skylscapes.

Inspired by the marvellous kinetic sculptures of Alexander Calder, cloud mobile similarly redefines space through its gentle movement and weightless, three-dimensional shapes. Each honeycomb shade is affixed to the structure by a single point so that they ripple and revolve with shifting air currents.

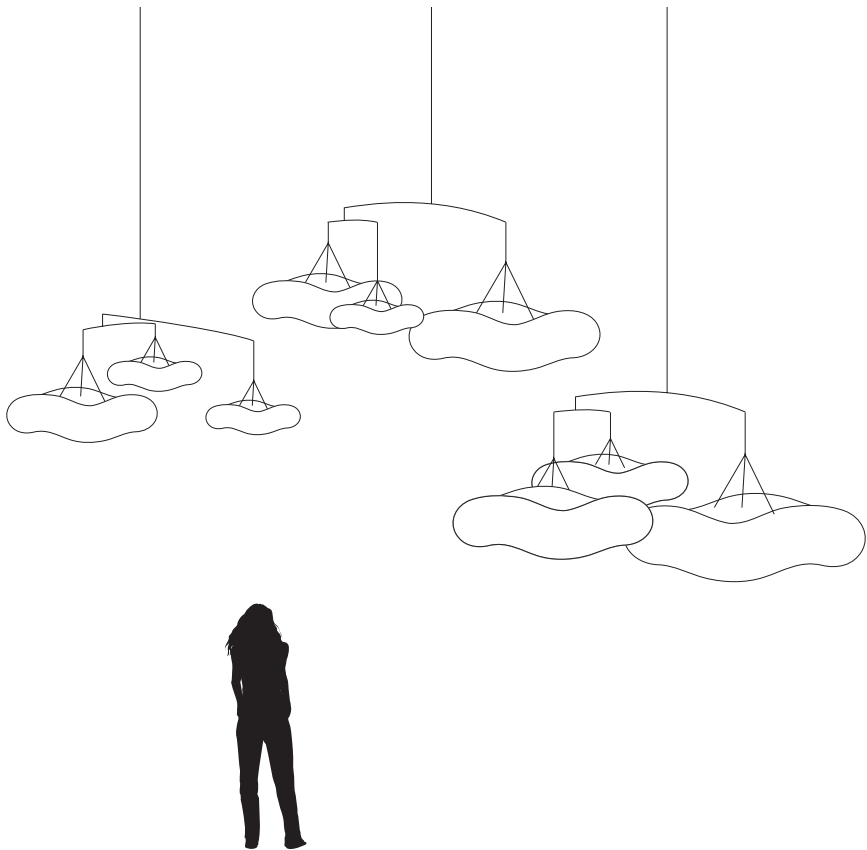
cloud mast is a floor-supported luminary. The mast is crowned by a boom that holds a cloud mobile in shifting balance with a large fishing weight, a delicate and beautiful alternative to wiring the mobiles to a ceiling.

The textile shades are illuminated from within by energy efficient 90+ CRI LEDs, available in two levels of warm white (2700K and 3000K) and neutral white (4000K). Their honeycomb structure absorbs sound, subduing reflected noise within a space with a Noise Reduction Coefficient (NRC) of 0.45.

Design by Stephanie Forsythe + Todd MacAllen



cloud pendant is available in four sizes.



cloud mobile is available in three sizes and cloud mast is available in three corresponding sizes.



The photo above shows three small, two medium and two large cloud pendants over a table that is 4 feet wide x 18 feet long (1.2 meters wide x 5.5 meters long) in 4000K neutral white LED.



a second fishing weight is added to the large cloud mast to counterbalance the increased size and weight of the cloud forms.















the hollow clouds, made from white polyethylene non-woven textile, are internally lit by LEDs, making the sculptural three dimensional forms mysteriously radiant when viewed from any direction, with no visible hot spots.



hanging clouds low allows their sculptural qualities to inhabit a space.












photo by Yunfeng Shi courtesy of Vanke, interior design by Zhao Yu and Beijing Elevation Art Design

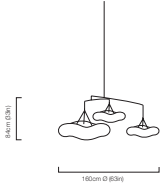
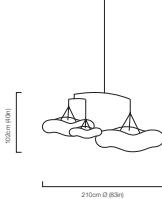
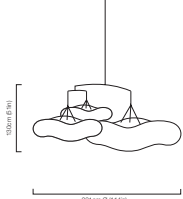


photo by Yunfeng Shi courtesy of Vanke, interior design by Zhao Yu and Beijing Elevation Art Design

product	dimensions + specs	power supply voltage	LED colour	product code
small cloud pendant	<p>white textile shade warm white: 777 lumens** neutral white: 504 lumens** 10W power draw hanging weight: 0.64kg (1.41lb)*</p>	plug-in 110 - 240 V plug types available: A, C, G, I	neutral white (4000K) warm white (2700K)	M-CLD-PEN-SM-PI-NW M-CLD-PEN-SM-PI-WW
		hardwire 110 - 240 V + 277 V	neutral white (4000K) warm white (2700K)	M-CLD-PEN-SM-HW-NW M-CLD-PEN-SM-HW-WW
medium cloud pendant	<p>white textile shade warm white: 2332 lumens** neutral white: 2552 lumens** 30W power draw hanging weight: 1.19kg (2.63lb)*</p>	plug-in 110 - 240 V plug types available: A, C, G, I	neutral white (4000K) warm white (2700K)	M-CLD-PEN-MD-PI-NW M-CLD-PEN-MD-PI-WW
		hardwire 110 - 240 V + 277 V	neutral white (4000K) warm white (2700K)	M-CLD-PEN-MD-HW-NW M-CLD-PEN-MD-HW-WW
large cloud pendant	<p>white textile shade warm white: 3450 lumens** neutral white: 3834 lumens** 44W power draw hanging weight: 2.0kg (4.4lb)*</p>	plug-in 110 - 240 V plug types available: A, C, G, I	neutral white (4000K) warm white (2700K)	M-CLD-PEN-LG-PI-NW M-CLD-PEN-LG-PI-WW
		hardwire 110 - 240 V + 277 V	neutral white (4000K) warm white (2700K)	M-CLD-PEN-LG-HW-NW M-CLD-PEN-LG-HW-WW
x-large cloud pendant	<p>white textile shade warm white: 4228 lumens** neutral white: 4528 lumens** 54W power draw hanging weight: 4.31kg (9.50lb)*</p> <p>plug-in cloud pendants include 6.0 meters (19.5 feet) of electrical cable** hardwire small, medium & large cloud pendants include 3.0 meters (9.5 feet) of electrical cable** hardwire x-large cloud pendant includes 4.5 meters (15 feet) of electrical cable** ** custom lengths available</p>	plug-in 110 - 240 V plug types available: A, C, G, I	neutral white (4000K) warm white (2700K)	M-CLD-PEN-XL-PI-NW M-CLD-PEN-XL-PI-WW
		hardwire 110 - 240 V + 277 V	neutral white (4000K) warm white (2700K)	M-CLD-PEN-XL-HW-NW M-CLD-PEN-XL-HW-WW
custom length power wire + hang cable	12 - 15 week lead time may apply (dependent orders may be possible — please request quote and lead time)	up to 3.0m (9.5ft) up to 10.5m (34.5ft) * * excluding a large pendant longer hang lengths available for small - medium pendant please inquire for pricing and more details		CLD-PWRE-PEN-9 CLD-PWRE-PEN-10.5

* weights may vary

** lumen values refer to LED output; cloud shade will absorb some light

product	dimensions + specs	power supply voltage	LED colour	product code
small cloud mobile	<p>3 x white ledless shade (2 sm, 1 med pendant) aluminium armature</p> <p>warm white: 3000 Lumens** neutral white: 4300 Lumens** 80W power draw</p> <p>hanging weight: 4.0kg (8.8lb)**</p> 	<p>plug-in 110 - 240 V (plug types available: A, C, G, I)</p> <p>hardwire 110 - 240 V + 277 V</p>	<p>neutral white (4000K) warm white (2700K)</p> <p>neutral white (4000K) warm white (2700K)</p>	<p>M-CLD-MOB-SM-Pi-NW M-CLD-MOB-SM-Pi-WW</p> <p>M-CLD-MOB-SM-HW-NW M-CLD-MOB-MD-HW-WW</p>
medium cloud mobile	<p>3 x white ledless shade (1 med, 1 med, 1 lg pendant) aluminium armature</p> <p>warm white: 6500 Lumens** neutral white: 7200 Lumens** 85W power draw</p> <p>hanging weight: 5.0kg (11.2lb)**</p> 	<p>plug-in 110 - 240 V (plug types available: B, E, F)</p> <p>hardwire 110 - 240 V + 277 V</p>	<p>neutral white (4000K) warm white (2700K)</p> <p>neutral white (4000K) warm white (2700K)</p>	<p>CLD-MOB-MD-Pi-NW CLD-MOB-MD-Pi-WW</p> <p>CLD-MOB-MD-Hi-NW CLD-MOB-MD-HW-WW</p>
large cloud mobile	<p>3 x white ledless shade (1 med, 1 lg, 1 xlg pendant) aluminium armature</p> <p>warm white: 9777 Lumens** neutral white: 10854 Lumens** 120W power draw</p> <p>hanging weight: 10.66kg (23.5lb)**</p>  <p>small cloud mobiles include 2.8 meters (9 feet) of electrical cable (custom lengths available) medium cloud mobiles include 2.5 meters (8 feet) of electrical cable (custom lengths available) large cloud mobiles include 2.2 meters (8.3 feet) of electrical cable (custom lengths available) hardwire models include a dimmable transformer</p>	<p>plug-in 110 - 240 V (plug types available: B, E, F)</p> <p>hardwire 110 - 240 V + 277 V</p>	<p>neutral white (4000K) warm white (2700K)</p> <p>neutral white (4000K) warm white (2700K)</p>	<p>CLD-MOB-LG-Pi-NW CLD-MOB-LG-Pi-WW</p> <p>CLD-MOB-LG-HW-NW CLD-MOB-LG-HW-WW</p>
custom length power wire + hang cable	<p>12 - 18 week lead time may apply (expedited orders may be possible - please request quote and lead time)</p>	<p>small mobile - 2.8 - 8.5m (9 - 29.5ft) small mobile - 8.5 - 13.5m (27.5 - 44ft) medium mobile - 2.5 - 8.5m (8 - 27.5ft) large mobile - 2.0 - 6.5m (6.5 - 21ft)</p>		<p>CLD-PWiRE-MOB-SM-8.5 CLD-PWiRE-MOB-SM-13.5 CLD-PWiRE-MOB-MD-8.5 CLD-PWiRE-MOB-LG-6.5</p>

** weights may vary

** lumen values refer to LED output; cloud shade will absorb some light

product	dimensions + specs	power supply voltage	LED colour	product code
small cloud mast	<p>3.0m (10.0ft)</p> <p>373.5cm (12.3ft)</p> <p>20.5cm (8.1in)</p> <p>warm white: 3888 lumens** neutral white: 4200 lumens** 85W power shade</p>	plug-in 110 - 240 V plug types available: B, EF	neutral white (4000K) warm white (2700K)	M-CLD-MAST-SM-NW M-CLD-MAST-SM-WW
medium cloud mast	<p>4.1m (13.5ft)</p> <p>373.5cm (12.3ft)</p> <p>20.5cm (8.1in)</p> <p>warm white: 6561 lumens** neutral white: 7200 lumens** 85W power shade</p>	plug-in 110 - 240 V plug types available: B, EF	neutral white (4000K) warm white (2700K)	M-CLD-MAST-MD-NW M-CLD-MAST-MD-WW
large cloud mast	<p>4.4m (14.5ft)</p> <p>373.5cm (12.3ft)</p> <p>20.5cm (8.1in)</p> <p>warm white: 9777 lumens** neutral white: 10584 lumens** 125W power shade</p>	plug-in 110 - 240 V plug types available: B, EF	neutral white (4000K) warm white (2700K)	M-CLD-MAST-LG-NW M-CLD-MAST-LG-WW
custom length electrical wire + hang height	<p>¹standard height from floor to cloud middle</p> <p>² - 18 week lead time may apply (expedited orders may be possible - please request quote and lead time)</p>			

* weights may vary

** lumen values refer to LED output; cloud shade will absorb some light