

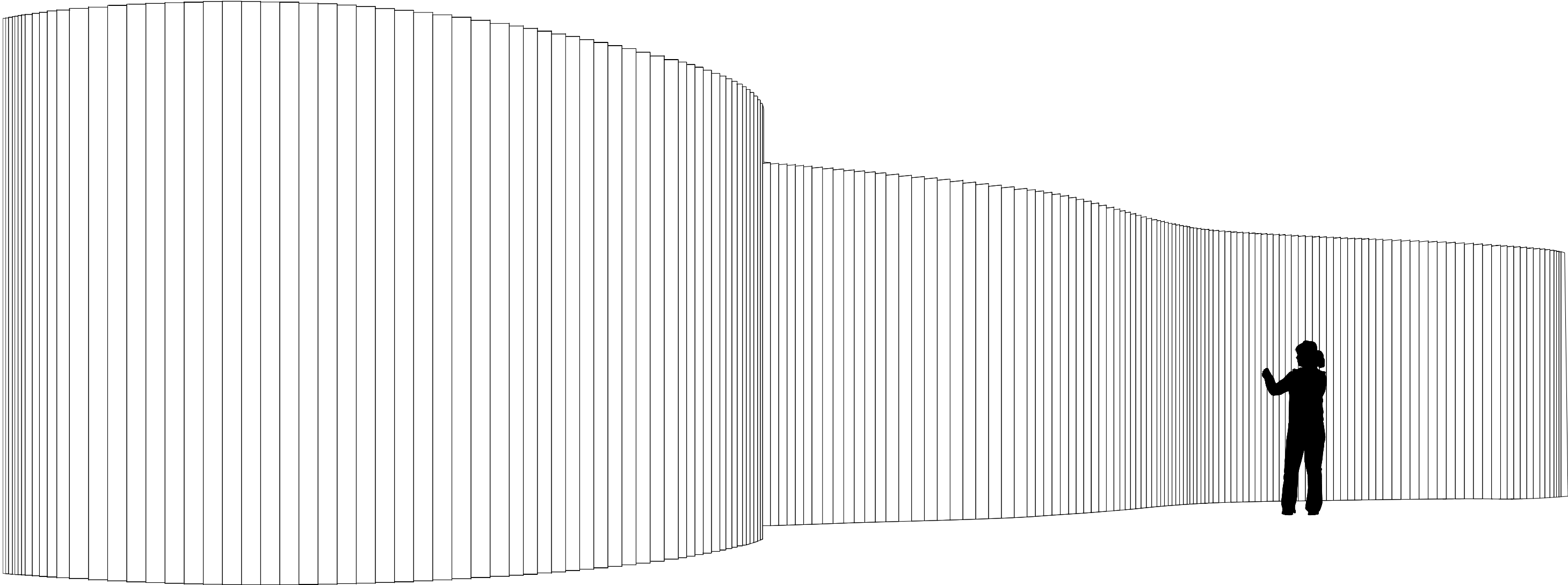
# softwall + softblock

A freestanding space partition, molo softwall + softblock room divider is a modern partition design and folding wall that has the flexibility to be shaped in any curved or linear formation. When stored compressed, the folding wall shrinks to the thickness of a book. It expands to an impressive 15 feet long, or any length between. Made from layers of paper structured with flexible honeycomb geometry, the walls are a new building material—relinquishing notions of rigid space making in favour of sustainable design to accommodate change over time and responsible material use.

This easily moveable wall can be arranged as a room divider to absorb sound and delineate visual privacy, or to create a striking backdrop for an event or performance. As a modular system, each softwall + softblock has magnetic end panels that connect these flexible building blocks to create longer partitions and immersive, sculptural installations.

Recognized for elegant design and innovation, softwall is held in the Museum of Modern Art’s permanent collection and winner of the prestigious Danish INDEX Award, for design to improve life.

Design by Stephanie Forsythe + Todd MacAllen



This drawing and the content represented is the exclusive property of molo design ltd. and cannot be used without their prior written consent. For site installations verify all dimensions and notify molo of any on-site discrepancies prior to construction. Drawing scale may be affected by printing, scanning, or copying. Do not scale drawings.



molo design, ltd.  
1470 Venables Street  
Vancouver, BC  
Canada V5L 2G7

+ 1 604 685 0340  
molodesign.com

Designed by Stephanie Forsythe and Todd MacAllen,  
manufactured by molo and protected by one or more patents and/or design registrations held by molo, viewable at [molodesign.com/ip](http://molodesign.com/ip)

IMPERIAL DRAWING SET

OVERVIEW

softwall + softblock is a modular system of freestanding flexible space partitions. Elements can be stacked vertically and/or connected horizontally. Standard heights for individual elements range from 1-foot to 10 feet tall.

Each softwall is flexible in length, opening to a maximum extension of 15 feet shorter lengths as required. You can create longer partitions by easily connecting two or more softwalls via their magnetic end panels. When a softwall is compressed for shipping or storage, it is less than 2 inches thick.

By virtue of its honeycomb cell structure, the soft collection makes highly efficient use of a small amount of material. Once expanded, a softwall is 100 times the size of its compressed form. It can be easily re-compressed for efficient storage or shipping.

PAPER · MATERIAL

softwall + softblock is offered in three paper colour choices — brown, blue and black. brown and blue paper furniture is made from wood harvested from FSC® Certified (FSC® C158591) responsible sources. All paper products have been produced with non-toxic fire retardants, adhesives and inks.

We do not recommend using paper products in extreme humidity environments, where softblock + softwall may come into contact with moisture.

TEXTILE · MATERIAL

Made from non-woven polyethylene, textile is tear- and water-resistant, anti-static to repel dust and has a natural UV protection that prevents yellowing with sunlight or age. The translucent material has a delicate appearance reminiscent of Japanese washi and comes to life when illuminated by sunlight or integrated LED. textile softwall + softblock have a “Class A” rating for flame spread and smoke, developed in accordance with ASTM E84-05. All products made with the textile are easy to maintain and can be dusted, vacuumed or wiped clean with a damp cloth. The textile is 100% recyclable.

CUSTOM HEIGHT + LENGTH

Custom height options are available for all materials of molo softwall + softblock. If you already own your softwall, local custom cuts can be completed with an industrial paper cutter, available at a local printing or paper shop. Please see pages 10 + 18 for further details.

Each unit of softwall + softblock has a standard maximum linear extension of 15 feet. While multiple units can link together by their magnetic end panels, our workshop can also create custom-length softwall + softblock to accommodate project-specific needs. Layers can be removed from the partitions, creating shorter stretches.

OTHER CUSTOMIZATIONS

The soft collection is inherently flexible. As modular elements in a system designed for use in countless environments, standard products suit a wide range of applications. Depending on your vision, some projects may call for made-to-order items, customizations, or modifications. The molo workshop can accommodate a variety of customizations depending on a project’s specific needs.

PANTONE CODES FOR STANDARD molo COLOURS

Here is a list of the closest Pantone matches for molo colours and materials:

- brown paper: Pantone 7565U
- blue paper: Pantone 293 U · blue
- deep blue paper: Pantone 19-4053TPG
- pale blue paper: Pantone 657 U
- black paper: Pantone 19-0000 TPG/TCX · raven
- black textile: Pantone 19-0405 TPG/TCX · beluga
- white textile: Pantone 11-4001 TPG/TCX · brilliant white (also matches Corian Glacier White)
- aluminum textile: Pantone 877 C · metallic
- forest green textile: Pantone 7742 U

CUSTOM COLOUR

We can create custom colour textile softwall from any Pantone. This requires a minimum order quantity of approximately 36 - 76 units, depending on the size of the softwall, and an estimated lead time of 21 - 25 weeks. If these minimums are too high for your current project or budget, we offer a waitlist where we aim to group together client projects using similar Pantones.

LIMITED EDITION

The way light reflects back and forth between the vertical fins and folds of softwall amplifies colour and transforms a single shade into a dynamic range of hues that change as light moves across the partition’s sculptural form. Observing similar effects in nature has inspired designers Stephanie Forsythe and Todd MacAllen to create softwall in a series of limited-edition colours. These limited-edition colours are also chosen intuitively for their effect on our emotions.

**gilded paper:**  
In their material investigations, Stephanie Forsythe + Todd MacAllen found inspiration in gilded books and illuminated manuscripts.

Traditionally, artisans, bookbinders, and monks applied a thin layer of gold to the paper’s edge. This process served the practical function of safeguarding from dust, moisture, and sunlight but most significantly illuminated the manuscript’s importance. Through the same centuries-old process, the paper edges were coated with 24-karat gold leaf that will never tarnish. The gilded pleats catch light with a subtle beauty and sheen that shifts with the viewing angle.

FIRE CERTIFICATIONS

M1 · France	<div><div>· all paper products</div><div>· FR textile (standard textile is Class A — see below)</div></div> <div>French NF P 92 503-507 (M1) 504 rate of flame spread test. The test material is classified into 5 categories that define the fire resistance of materials: M0: non-combustible, M1: combustible (non-flammable), M2: combustible (flame retardant), M3: combustible (moderately flammable), M4: combustible (highly flammable), NC: not classified.</div>
B1 · Germany	<div><div>· all paper products</div><div>· FR textile (standard textile is Class A — see below)</div></div> <div>German DIN 4102-1 defines fire behavior classes for building materials and specifies requirements and test methods for each class. The test material is classified into 5 categories that define the fire resistance of materials: A1 + A2: fireproof materials, B1: not easily flammable, B2: flammable, B3: easily flammable. B1 (Brandschacht) is the main test method in Germany which measures reaction to fire and is considered the highest flammability standard in the country.</div>
NFPA 701 · United States	<div><div>· all paper products</div><div>· FR textile (standard textile is Class A — see below)</div></div> <div>NFPA 701 testing measures the ignition resistance of a fabric after it is exposed to a flame for 12 seconds.</div>
ASTM 84-05 Class A · United States	<div>· all textile products — if M1 or B1 is required, please inquire</div> <div>Class A fire rating represents the highest rating achievable, indicating a flame spread of 0 - 25 and smoke developed between 0 - 450. A designation of Class A, or Class I, is considered superior fire protection.</div>

ACOUSTICS

There are two ways that softwall + softblock improve acoustics. First, their flowing pleated forms break up a room's flat, typically parallel surfaces, reducing sound reflection and standing waves. Second, the sound is absorbed by softwall + softblock’s honeycomb structure, reducing sound transmission through the partitions.

NRC stands for Noise Reduction Coefficient. It is a rating system that explains how much sound an acoustic product can absorb. Ratings range from 0 to 1. An acoustic product with a 0.95 NRC rating means that 95% of the space’s noise is absorbed, while 5% is reflected. molo softwall + softblock modular system has an average absorption range of 0.25 - 0.50.

- NRC = 0.25 · 9.25” (23.5 cm) wide softwall + softblock
- NRC = 0.30 · 13.3” (34 cm) wide softwall + softblock
- NRC = 0.50 · 17.75” (45 cm) wide softwall + softblock
- NRC = 0.45 · cloud softlight
- \* softwall + softblock NRC tests have been completed in textile and paper materials, resulting in the same NRC values.

Other soft collection products, such as seating, lighting, and tables, will absorb sound in a space as they all share the same type of honeycomb structure and pleated form.

FSC® CERTIFIED

molo brown and blue paper furniture is made from wood harvested from FSC® Certified (FSC® C158591) responsible sources and coated with a non-toxic fire retardant.

The Forest Stewardship Council GmbH is an international non-profit, multistakeholder organization established in 1993 that promotes responsible management of the world’s forests via timber certification. The FSC certification is considered the “gold standard” designation for wood harvested from forests that are responsibly managed, socially beneficial, environmentally conscious, and economically viable.

SUSTAINABILITY

The soft collection follows three core sustainable principles: flexible use of space, efficient use of material, and recyclable/responsible materials.

**Flexible use of space** · Enabling a space to suit diverse use over time, throughout the day or over its lifespan, is an inherently sustainable practice. The soft collection requires no tools or additional supports to create freestanding structures and is easily folded away for storage. Whether for the temporary division of space in a live / work environment or shaping space for the unpredictable growth of a new business, the soft collection empowers people to change and adapt their spaces.

**Efficient use of material** · By virtue of its honeycomb cell structure, the soft collection makes highly efficient use of its material. Once expanded, a softwall is 100 times the size of its compressed form. It can be easily re-compressed for efficient storage or shipping.

**Recyclable/responsible materials** · softwall + softblock are designed with the intention of a long, useful life. Nevertheless, the materials can be recycled. After removing the magnets from the end panels, recycle the remaining material. textile softwall is 100% polyethylene, number “2” in the recycling stream, and paper softwall can be recycled with any regular paper recycling program.

RADIUS / SQUARE EDGE

softblock is offered with both a square and radius cut bottom corners. Any softwall + softblock which is in contact with the floor should be oriented so that its rounded edge is at the floor and the square edge is at the top. This minimizes wear over time and brings visual lightness to the way the partition meets the floor. For more information, review pages 3 + 4.

LIGHTFASTNESS · OVERVIEW

Lightfastness is a property of a colourant such as dye or pigment that describes its resistance to fading when exposed to light.		
LIGHTFASTNESS LEVEL (BLUE WOOL SCALE)	DIRECT EXPOSURE SUMMER / WINTER	NORMAL CONDITIONS OF DISPLAY *
1	-	less than 2 years
2	-	2 - 15 years
3	4 - 8 days / 2 - 4 weeks	2 - 15 years
4	2 - 3 weeks / 2 - 3 months	15 - 50 years
5	3 - 5 weeks / 4 - 5 months	15 - 50 years
6	6 - 8 weeks / 5 - 6 months	50 - 100 years
7	3 - 4 months / 7 - 9 months	over 100 years
8	over 1.5 years	over 100 years
8+	exceeds performance of blue wool scale number 8	

molo MATERIAL LIGHTFASTNESS

COLOUR · MATERIAL	LIGHTFASTNESS LEVEL (BLUE WOOL SCALE)
brown paper	5 - 6 (fades to a slightly lighter shade of brown with prolonged sun exposure)
black paper	5 (very slight reduction of the intensity of black with prolonged sun exposure)
blue paper	3 - 4
deep blue paper	7
pale blue paper	7
white textile	8
FR white textile	5
aluminum textile	8+
black textile	8+
forest green textile	8+
pale pink textile	8
molo red textile	8
vibrant blue textile	8

OPTIONAL ACCESSORIES

LED kits	Optional LED ribbons wind through horizontal tunnels that are in each softwall + softblock, to transform these elements into expressive, luminous space partitions.
steel anchor strip	To connect softwall + softblock to fixed walls, cabinetry or structures.
wool felt handles	For ease of handling, wool felt handles may attach to paper or textile softwalls that are opened and closed frequently. Each set contains two felt pieces that combine to create a grip for one end of softwall.
tubing	May be used to lock softwall + softblock in straight lines or to form lintels over openings.
clipping system	To mount signage + printed material for display on softwall and softblock.
peg + strip	To reinforce and align horizontal layers of softblock.
steel base	Additional support for stacking softwall or softblock.
glass vase	glass vase is a delicate cylinder of borosilicate glass, handblown in the Czech Republic. The vase inserts into the hollow openings of the softwall + softblock honeycomb structure.

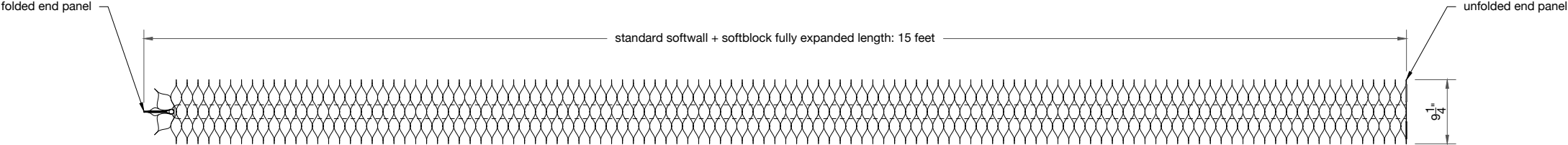
2D + 3D DRAWING FILES

AutoCAD, Sketchup, Revit, 3DS, and Rhino drawing files for softwall + softblock are available for download at <https://molodesign.com/documentation/product-drawings/>

DOWNLOAD CERTIFICATES

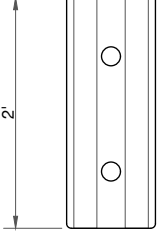
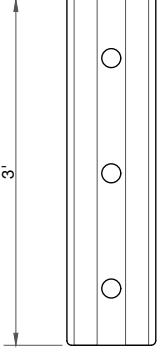
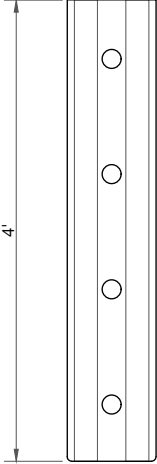
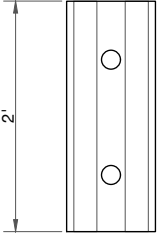
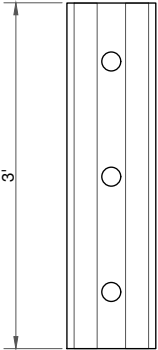
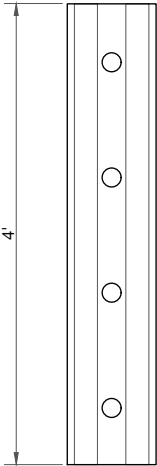
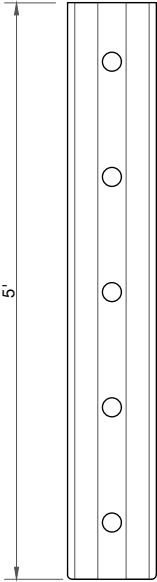
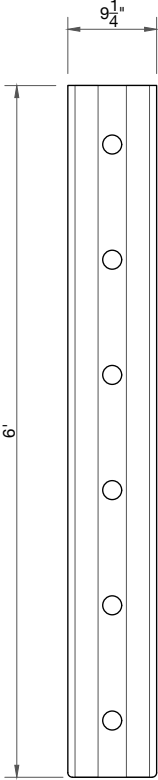
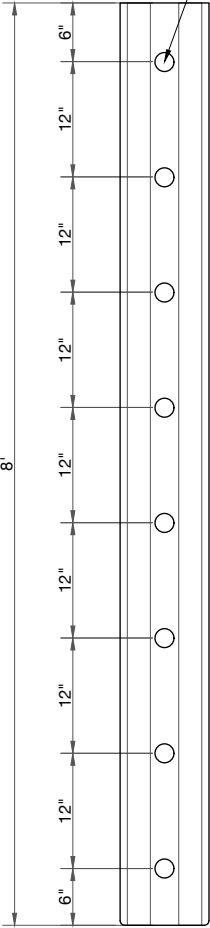
Download all certificates at <https://molodesign.com/documentation/certifications/>



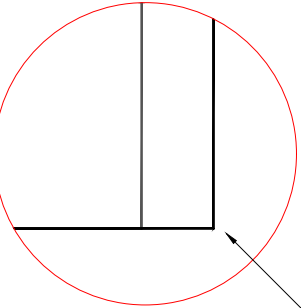
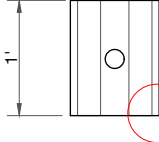


PLAN · EXPANDED

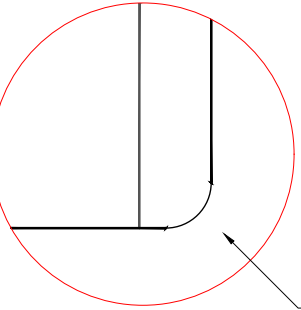
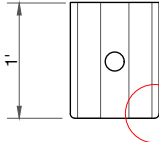
- 2-inch diameter tunnels every 12 inches vertically, starting 6 inches from base of softwall + softblock tunnels are used for
- handles when opening and positioning softwall + softblock
  - optional LED kit to illuminate white textile softwall
  - optional horizontal tubes to lock softwall + softblock in straight forms or to form lintels over openings



ELEVATION · UNFOLDED END PANEL (SQUARE-CUT CORNERS)



90° blocks only used when stacking on top of other softwall + softblock

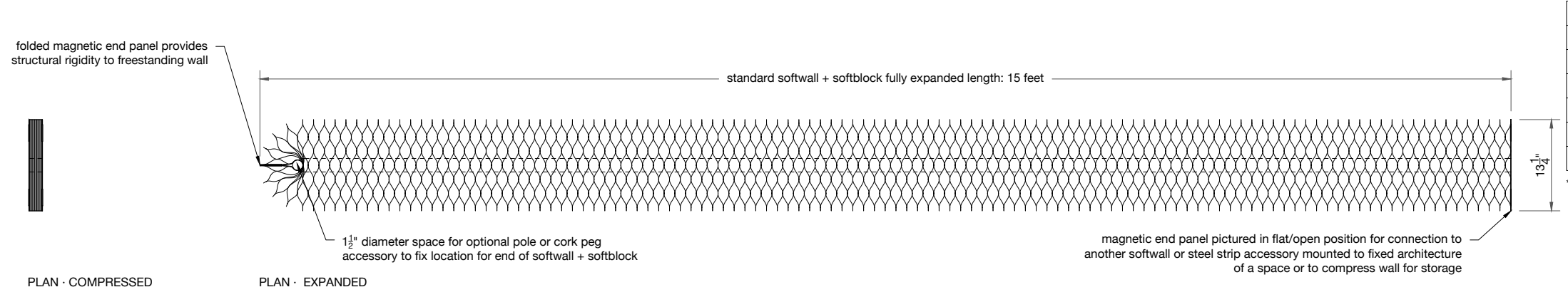


1/2" radius cut at base of softwall + some softblock minimizes wear. Orient any softwall or softblock which is in contact with floor so rounded edge is on the ground

softwall + softblock · 9.25" wide
HEIGHT · RADIUS CUT BASE
1' tall
2' tall
3' tall
4' tall
5' tall
6' tall
8' tall
HEIGHT · SQUARE CUT BASE
1' tall
2' tall
3' tall
4' tall



\* custom heights available, see p.18

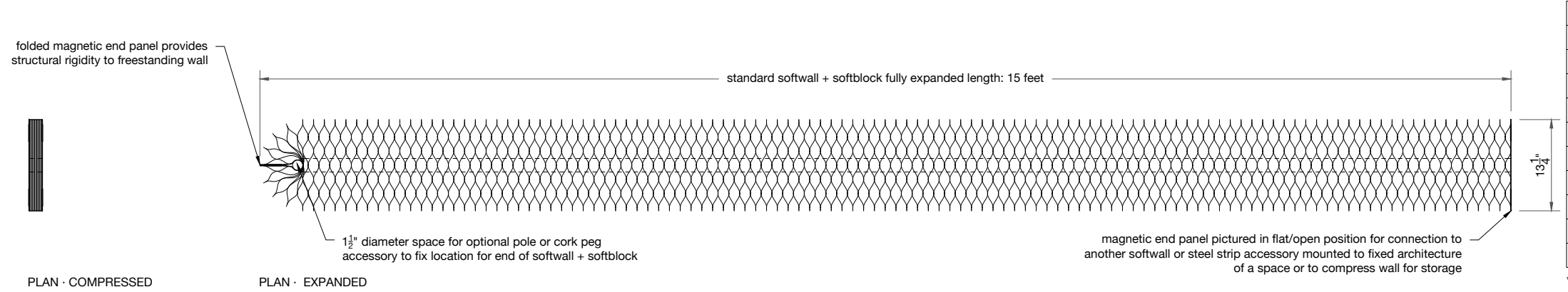
ELEVATION · UNFOLDED END PANEL (RADIUS-CUT CORNERS)



softwall · 10' tall x 13.25" wide x 15 feet long *			
COLOUR · MATERIAL	PRODUCT WEIGHT	SHIPPING WEIGHT	SKU
white · textile	41.5 lb	69.5 lb	M-SW-T-WH-10-13
aluminum · textile	44.9 lb	73.4 lb	M-SW-T-AL-10-13
black · textile	44.9 lb	73.4 lb	M-SW-T-BK-10-13
forest green · textile	44.9 lb	73.4 lb	M-SW-T-GRN-10-13
custom colour · textile (18 - 24 week lead time)	44.9 lb	73.4 lb	M-SW-T-CC-10-13

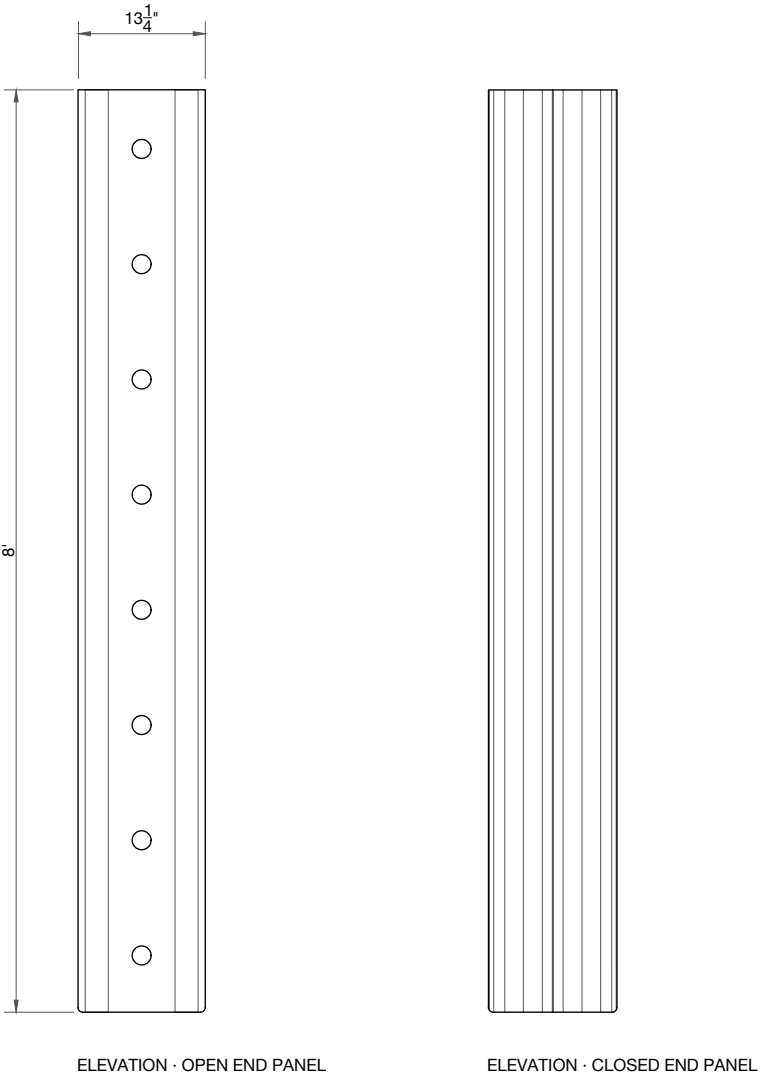

\* small amount of length lost when softwall + softblock are placed in curved configurations






softwall · 8' tall x 13.25" wide x 15 feet long *			
COLOUR · MATERIAL	PRODUCT WEIGHT	SHIPPING WEIGHT	SKU
brown · paper (12 - 18 week lead time)	57.3 lb	72.9 lb	M-SW-P-FSC-BR-08-13
black · paper (12 - 18 week lead time)	57.3 lb	72.9 lb	M-SW-P-BK-08-13
deep blue · paper (12 - 18 week lead time)	57.3 lb	72.9 lb	M-SW-P-FSC-DB281-08-13
pale blue · paper (12 - 18 week lead time)	57.3 lb	72.9 lb	M-SW-P-FSC-PB296-08-13
white · textile	32.8 lb	48.7 lb	M-SW-T-WH-08-13
aluminum · textile	35.9 lb	51.8 lb	M-SW-T-AL-08-13
black · textile	35.9 lb	51.8 lb	M-SW-T-BK-08-13
forest green · textile	35.9 lb	51.8 lb	M-SW-T-GRN-08-13
custom colour · textile (16 - 24 week lead time)	35.9 lb	51.8 lb	M-SW-T-CC-08-13

\* small amount of length lost when softwall + softblock are placed in curved configurations




folded magnetic end panel provides structural rigidity to freestanding wall



PLAN · COMPRESSED

standard softwall + softblock fully expanded length: 15 feet



PLAN · EXPANDED

1½" diameter space for optional pole or cork peg accessory to fix location for end of softwall + softblock

magnetic end panel pictured in flat/open position for connection to another softwall or steel strip accessory mounted to fixed architecture of a space or to compress wall for storage


softblock · 4' tall x 13.25" wide x 15 feet long *			
COLOUR · MATERIAL	PRODUCT WEIGHT	SHIPPING WEIGHT	SKU
brown · paper	28.6 lb	37.8 lb	M-SB-P-FSC-BR-04-13
black · paper	28.6 lb	37.8 lb	M-SB-P-BK-04-13
deep blue · paper	28.6 lb	37.8 lb	M-SB-P-FSC-DB281-04-13
pale blue · paper	28.6 lb	37.8 lb	M-SB-P-FSC-PB296-04-13
white · textile	16.2 lb	25.5 lb	M-SB-T-WH-04-13
aluminum · textile	16.7 lb	25.9 lb	M-SB-T-AL-04-13
black · textile	16.7 lb	25.9 lb	M-SB-T-BK-04-13
forest green · textile	16.7 lb	25.9 lb	M-SB-T-GRN-04-13
custom colour · textile (16 - 24 week lead time)	16.7 lb	25.9 lb	M-SB-T-CC-04-13

\* small amount of length lost when softwall + softblock are placed in curved configurations

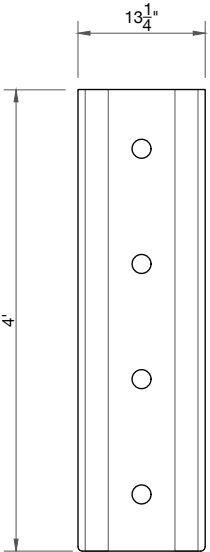
standard softwall + softblock compresses to approximately 2 inches



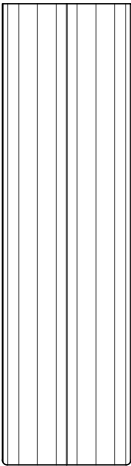
ELEVATION · COMPRESSED



ELEVATION · EXPANDED



ELEVATION · OPEN END PANEL



ELEVATION · CLOSED END PANEL

This drawing and the content represented is the exclusive property of molo design ltd. and cannot be used without their prior written consent. For site installations verify all dimensions and notify molo of any on-site discrepancies prior to construction. Drawing scale may be affected by printing, scanning, or copying. Do not scale drawings.



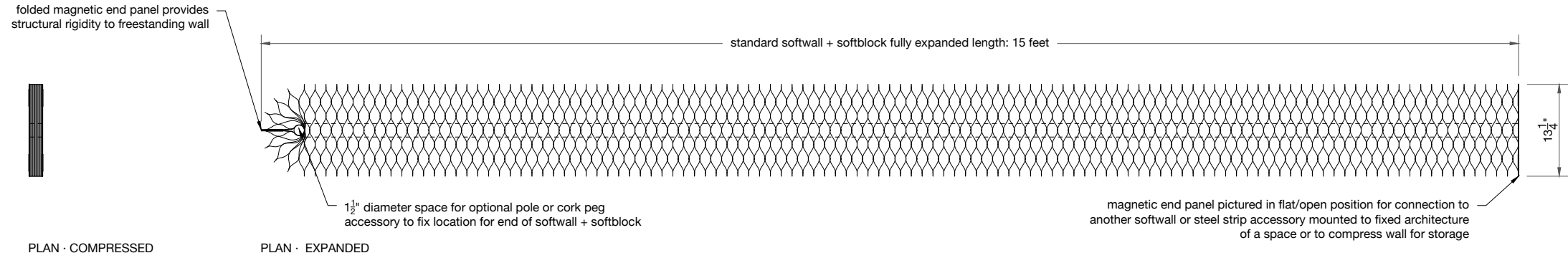
molo design, ltd.  
1470 Venables Street  
Vancouver, BC  
Canada V5L 2G7

+ 1 604 685 0340  
molodesign.com

Designed by Stephanie Forsythe and Todd MacAllen,  
manufactured by molo and protected by one or more patents and/or design registrations held by molo, viewable at molodesign.com/ip


softblock · 4' tall x 13.25" wide · SPECIFICATIONS  
SCALE · 1:20

DATE: 260129




softblock · 3' tall x 13.25" wide x 15 feet long *			
COLOUR · MATERIAL	PRODUCT WEIGHT	SHIPPING WEIGHT	SKU
brown · paper	21.3 lb	28.6 lb	M-SB-P-FSC-BR-03-13
black · paper	21.3 lb	28.6 lb	M-SB-P-BK-03-13
blue · paper	21.3 lb	28.6 lb	M-SB-P-FSC-BU-03-13
deep blue · paper	21.3 lb	28.6 lb	M-SB-P-FSC-DB281-03-13
pale blue · paper	21.3 lb	28.6 lb	M-SB-P-FSC-PB296-03-13
white · textile	12.3 lb	19.5 lb	M-SB-T-WH-03-13
aluminum · textile	13.6 lb	20.9 lb	M-SB-T-AL-03-13
black · textile	13.6 lb	20.9 lb	M-SB-T-BK-03-13
forest green · textile	13.6 lb	20.9 lb	M-SB-T-GRN-03-13
custom colour · textile (16 - 24 week lead time)	13.6 lb	20.9 lb	M-SB-T-CC-03-13

\* small amount of length lost when softwall + softblock are placed in curved configurations






folded magnetic end panel provides structural rigidity to freestanding wall



PLAN · COMPRESSED

standard softwall + softblock fully expanded length: 15 feet



PLAN · EXPANDED

1½" diameter space for optional pole or cork peg accessory to fix location for end of softwall + softblock

magnetic end panel pictured in flat/open position for connection to another softwall or steel strip accessory mounted to fixed architecture of a space or to compress wall for storage

13¼"


softblock · 2' tall x 13.25" wide x 15 feet long *			
COLOUR · MATERIAL	PRODUCT WEIGHT	SHIPPING WEIGHT	SKU
brown · paper	14.3 lb	19.1 lb	M-SB-P-FSC-BR-02-13
black · paper	14.3 lb	19.1 lb	M-SB-P-BK-02-13
blue · paper	14.3 lb	19.1 lb	M-SB-P-FSC-BU-02-13
deep blue · paper	14.3 lb	19.1 lb	M-SB-P-FSC-DB281-02-13
pale blue · paper	14.3 lb	19.1 lb	M-SB-P-FSC-PB296-02-13
white · textile	8.1 lb	12.9 lb	M-SB-T-WH-02-13
aluminum · textile	8.8 lb	13.6 lb	M-SB-T-AL-02-13
black · textile	8.8 lb	13.6 lb	M-SB-T-BK-02-13
forest green · textile	8.8 lb	13.6 lb	M-SB-T-GRN-02-13
custom colour · textile (16 - 24 week lead time)	8.8 lb	13.6 lb	M-SB-T-CC-02-13

\* small amount of length lost when softwall + softblock are placed in curved configurations

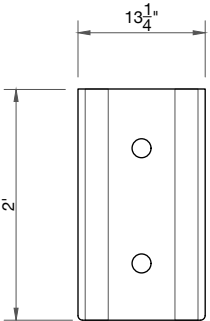
standard softwall + softblock compresses to approximately 2 inches



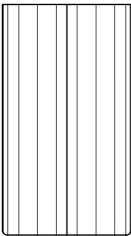
ELEVATION · COMPRESSED



ELEVATION · EXPANDED



ELEVATION · OPEN END PANEL



ELEVATION · CLOSED END PANEL

This drawing and the content represented is the exclusive property of molo design ltd. and cannot be used without their prior written consent. For site installations verify all dimensions and notify molo of any on-site discrepancies prior to construction. Drawing scale may be affected by printing, scanning, or copying. Do not scale drawings.



molo design, ltd.  
1470 Venables Street  
Vancouver, BC  
Canada V5L 2G7


+ 1 604 685 0340  
molodesign.com

Designed by Stephanie Forsythe and Todd MacAllen,  
manufactured by molo and protected by one or more patents and/or design registrations held by molo, viewable at molodesign.com/ip

softblock · 2' tall x 13.25" wide · SPECIFICATIONS  
SCALE · 1:20


DATE: 260129

folded magnetic end panel provides structural rigidity to freestanding wall



PLAN · COMPRESSED

standard softwall + softblock fully expanded length: 15 feet



PLAN · EXPANDED

1 1/2" diameter space for optional pole or cork peg accessory to fix location for end of softwall + softblock


magnetic end panel pictured in flat/open position for connection to another softwall or steel strip accessory mounted to fixed architecture of a space or to compress wall for storage

13 1/4"

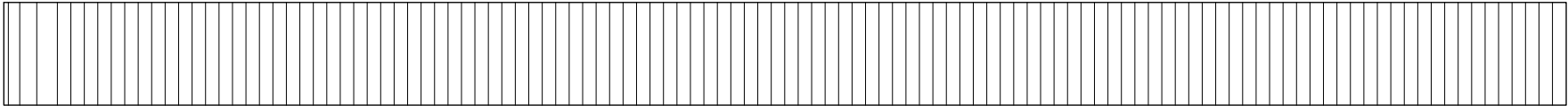
softblock · 1' tall x 13.25" wide x 15 feet long *			
COLOUR · MATERIAL	PRODUCT WEIGHT	SHIPPING WEIGHT	SKU
brown · paper	7.2 lb	9.9 lb	M-SB-P-FSC-BR-01-13
black · paper	7.2 lb	9.9 lb	M-SB-P-BK-01-13
blue · paper	7.2 lb	9.9 lb	M-SB-P-FSC-BU-01-13
deep blue · paper	7.2 lb	9.9 lb	M-SB-P-FSC-DB281-01-13
pale blue · paper	7.2 lb	9.9 lb	M-SB-P-FSC-PB296-01-13
white · textile	4.1 lb	6.8 lb	M-SB-T-WH-01-13
aluminum · textile	4.4 lb	7.0 lb	M-SB-T-AL-01-13
black · textile	4.4 lb	7.0 lb	M-SB-T-BK-01-13
forest green · textile	4.4 lb	7.0 lb	M-SB-T-GRN-01-13
custom colour · textile (16 - 24 week lead time)	4.4 lb	7.0 lb	M-SB-T-CC-01-13

\* small amount of length lost when softwall + softblock are placed in curved configurations

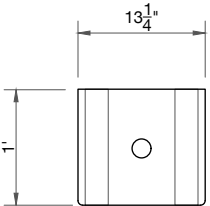
standard softwall + softblock compresses to approximately 2 inches



ELEVATION · COMPRESSED



ELEVATION · EXPANDED



ELEVATION · OPEN END PANEL



ELEVATION · CLOSED END PANEL

This drawing and the content represented is the exclusive property of molo design ltd. and cannot be used without their prior written consent. For site installations verify all dimensions and notify molo of any on-site discrepancies prior to construction. Drawing scale may be affected by printing, scanning, or copying. Do not scale drawings.




molo design, ltd.  
1470 Venables Street  
Vancouver, BC  
Canada V5L 2G7

+ 1 604 685 0340  
molodesign.com

Designed by Stephanie Forsythe and Todd MacAllen,  
manufactured by molo and protected by one or more patents and/or design registrations held by molo, viewable at molodesign.com/ip

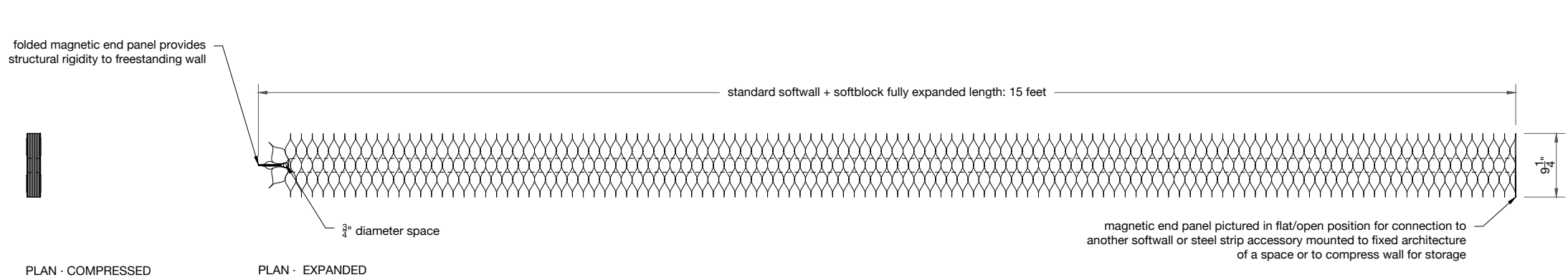
softblock · 1' tall x 13.25" wide · SPECIFICATIONS  
SCALE · 1:20

DATE: 260129



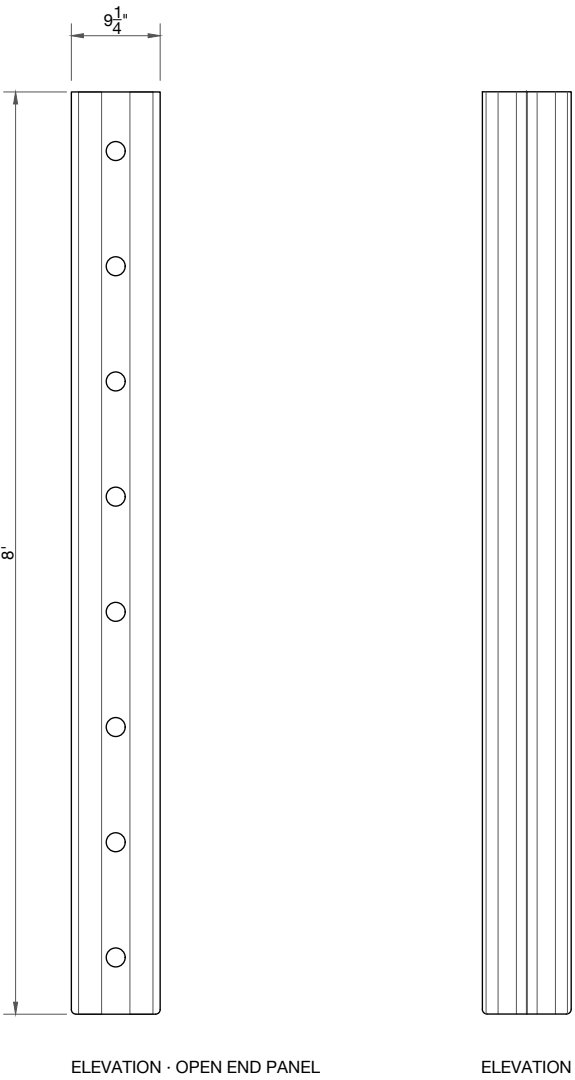

softwall + softblock · 13.25" wide · CUSTOM HEIGHT GUIDELINES
HEIGHT · RADIUS CUT BASE
1' tall
2' tall
3' tall
4' tall
5' tall
6' tall
8' tall
10' tall
HEIGHT · SQUARE CUT BASE
1' tall
2' tall
3' tall
4' tall

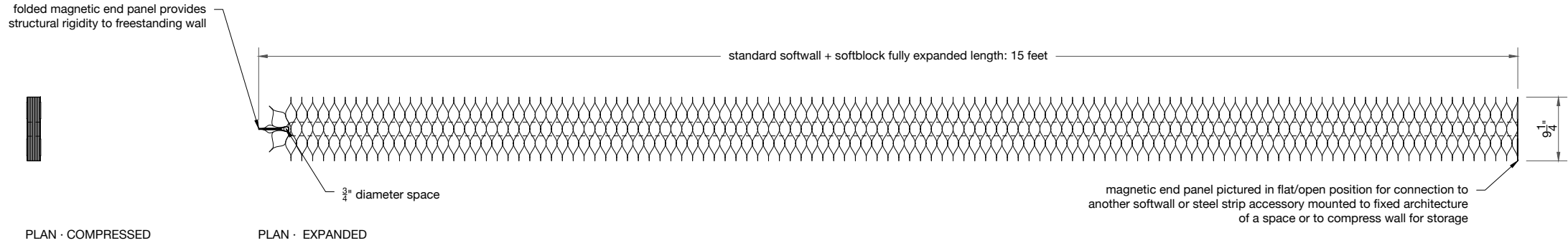
custom heights for softwall + softblock are available upon request. the dimensions listed to the left note the range where magnets are located in end panels. custom cuts can be made anywhere outside of these dimensions.



softwall · 8' tall x 9.25" wide x 15 feet long *			
COLOUR · MATERIAL	PRODUCT WEIGHT	SHIPPING WEIGHT	SKU
brown · paper	35.8 lb	44.2 lb	M-SW-P-FSC-BR-08-09
black · paper	39.8 lb	48.1 lb	M-SW-P-BK-08-09
deep blue · paper	39.8 lb	48.1 lb	M-SW-P-FSC-DB281-08-09
pale blue · paper	39.8 lb	48.1 lb	M-SW-P-FSC-PB296-08-09
white · textile	22.6 lb	31.0 lb	M-SW-T-WH-08-09
aluminum · textile	23.1 lb	31.4 lb	M-SW-T-AL-08-09
black · textile	24.8 lb	33.2 lb	M-SW-T-BK-08-09
forest green · textile	24.8 lb	33.2 lb	M-SW-T-GRN-08-09
custom colour · textile (16 - 24 week lead time)	24.8 lb	33.2 lb	M-SW-T-CC-08-09

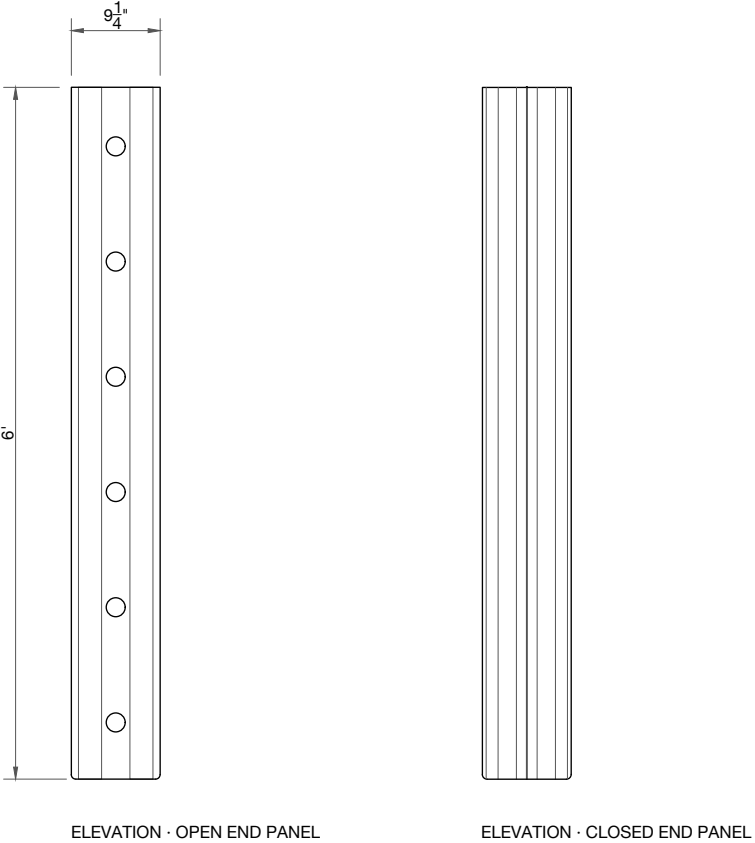

\* small amount of length lost when softwall + softblock are placed in curved configurations






softwall · 6' tall x 9.25" wide x 15 feet long *			
COLOUR · MATERIAL	PRODUCT WEIGHT	SHIPPING WEIGHT	SKU
brown · paper	27.7 lb	39.3 lb	M-SW-P-FSC-BR-06-09
black · paper	29.9 lb	41.5 lb	M-SW-P-BK-06-09
deep blue · paper	29.9 lb	41.5 lb	M-SW-P-FSC-DB281-06-09
pale blue · paper	29.9 lb	41.5 lb	M-SW-P-FSC-PB296-06-09
white · textile	17.1 lb	28.8 lb	M-SW-T-WH-06-09
aluminum · textile	18.7 lb	30.3 lb	M-SW-T-AL-06-09
black · textile	18.7 lb	30.3 lb	M-SW-T-BK-06-09
forest green · textile	18.7 lb	30.3 lb	M-SW-T-GRN-06-09
custom colour · textile <small>(16 - 24 week lead time)</small>	18.7 lb	30.3 lb	M-SW-T-CC-06-09


\* small amount of length lost when softwall + softblock are placed in curved configurations

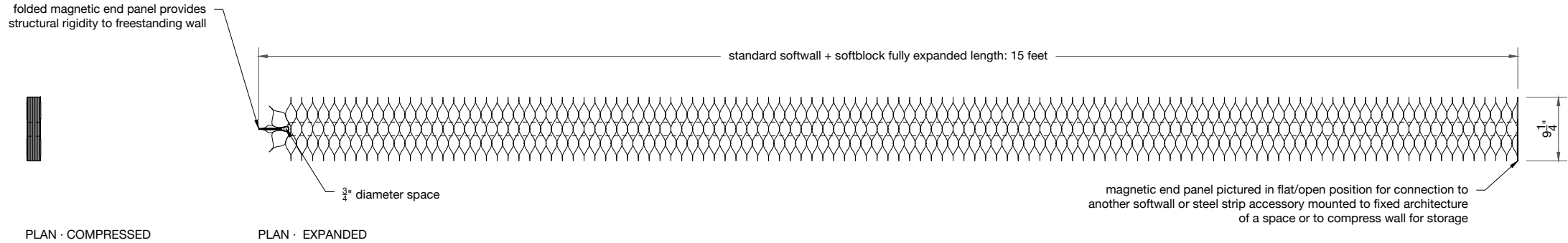




softwall · 5' tall x 9.25" wide x 15 feet long *			
COLOUR · MATERIAL	PRODUCT WEIGHT	SHIPPING WEIGHT	SKU
brown · paper	23.1 lb	33.4 lb	M-SW-P-FSC-BR-05-09
black · paper	24.8 lb	35.2 lb	M-SW-P-BK-05-09
deep blue · paper	24.8 lb	35.2 lb	M-SW-P-FSC-DB281-05-09
pale blue · paper	24.8 lb	35.2 lb	M-SW-P-FSC-PB296-05-09
white · textile	14.3 lb	24.6 lb	M-SW-T-WH-05-09
aluminum · textile	15.6 lb	25.9 lb	M-SW-T-AL-05-09
black · textile	15.6 lb	25.9 lb	M-SW-T-BK-05-09
forest green · textile	15.6 lb	25.9 lb	M-SW-T-GRN-05-09
custom colour · textile <small>(16 - 24 week lead time)</small>	15.6 lb	25.9 lb	M-SW-T-CC-05-09

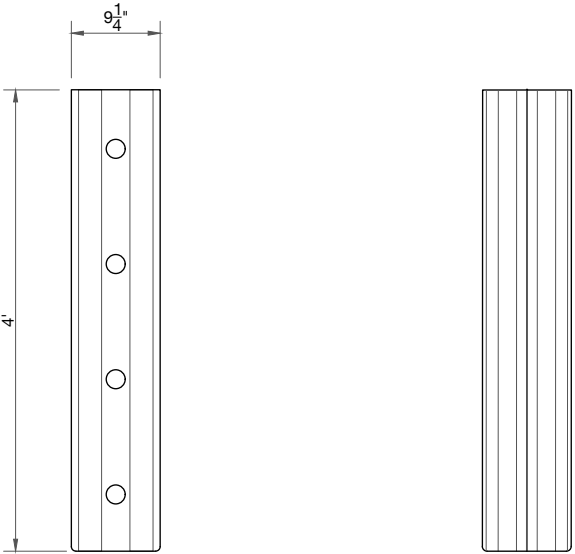

\* small amount of length lost when softwall + softblock are placed in curved configurations






softblock · 4' tall x 9.25" wide x 15 feet long *			
COLOUR · MATERIAL	PRODUCT WEIGHT	SHIPPING WEIGHT	SKU
brown · paper	18.4 lb	26.8 lb	M-SB-P-FSC-BR-04-09
black · paper	19.8 lb	28.1 lb	M-SB-P-BK-04-09
deep blue · paper	19.8 lb	28.1 lb	M-SB-P-FSC-DB281-04-09
pale blue · paper	19.8 lb	28.1 lb	M-SB-P-FSC-PB296-04-09
white · textile	11.4 lb	19.8 lb	M-SB-T-WH-04-09
aluminum · textile	11.8 lb	20.2 lb	M-SB-T-AL-04-09
black · textile	12.5 lb	20.9 lb	M-SB-T-BK-04-09
forest green · textile	12.5 lb	20.9 lb	M-SB-T-GRN-04-09
custom colour · textile (16 - 24 week lead time)	12.5 lb	20.9 lb	M-SB-T-CC-04-09

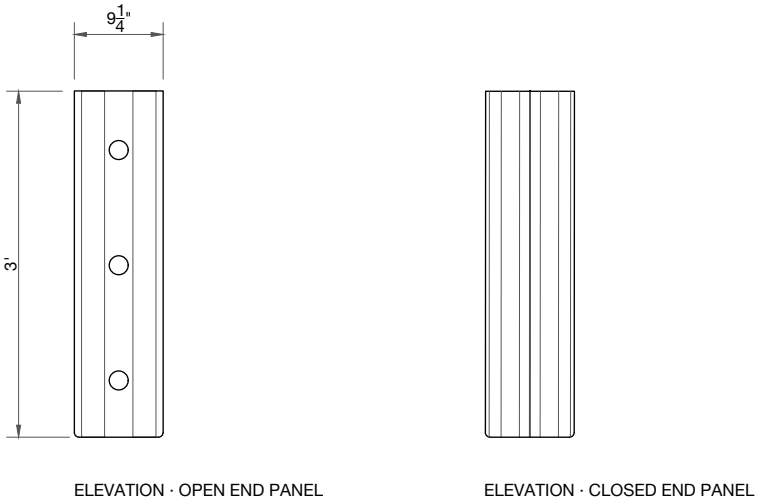
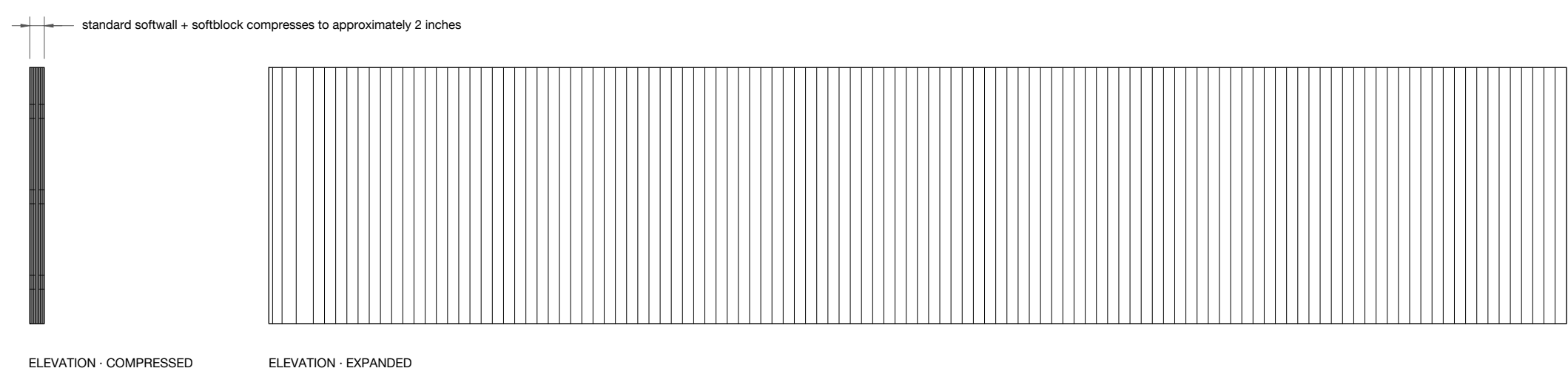
\* small amount of length lost when softwall + softblock are placed in curved configurations






softblock · 3' tall x 9.25" wide x 15 feet long *			
COLOUR · MATERIAL	PRODUCT WEIGHT	SHIPPING WEIGHT	SKU
brown · paper	13.8 lb	20.4 lb	M-SB-P-FSC-BR-03-09
black · paper	14.9 lb	21.5 lb	M-SB-P-BK-03-09
blue · paper	14.9 lb	21.5 lb	M-SB-P-FSC-BU-03-09
deep blue · paper	14.9 lb	21.5 lb	M-SB-P-FSC-DB281-03-09
pale blue · paper	14.9 lb	21.5 lb	M-SB-P-FSC-PB296-03-09
white · textile	8.5 lb	15.1 lb	M-SB-T-WH-03-09
aluminum · textile	9.6 lb	16.0 lb	M-SB-T-AL-03-09
black · textile	9.6 lb	16.0 lb	M-SB-T-BK-03-09
forest green · textile	9.6 lb	16.0 lb	M-SB-T-GRN-03-09
custom colour · textile (16 - 24 week lead time)	9.6 lb	16.0 lb	M-SB-T-CC-03-09

\* small amount of length lost when softwall + softblock are placed in curved configurations


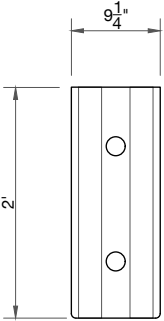
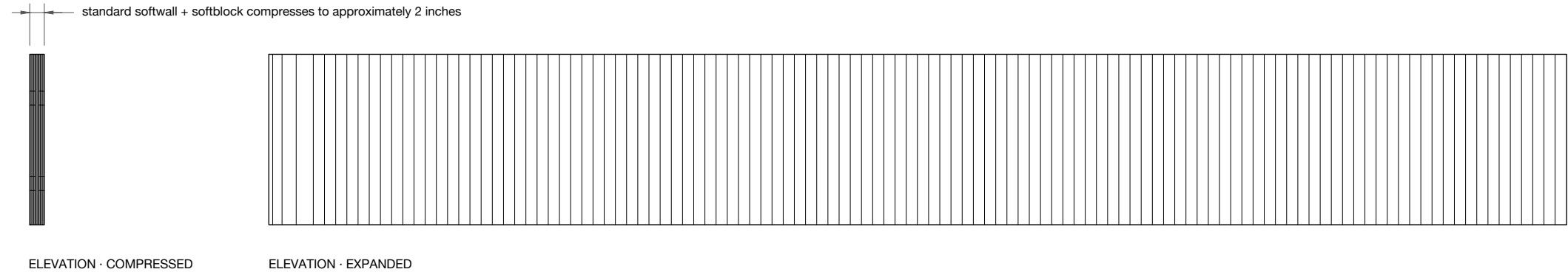


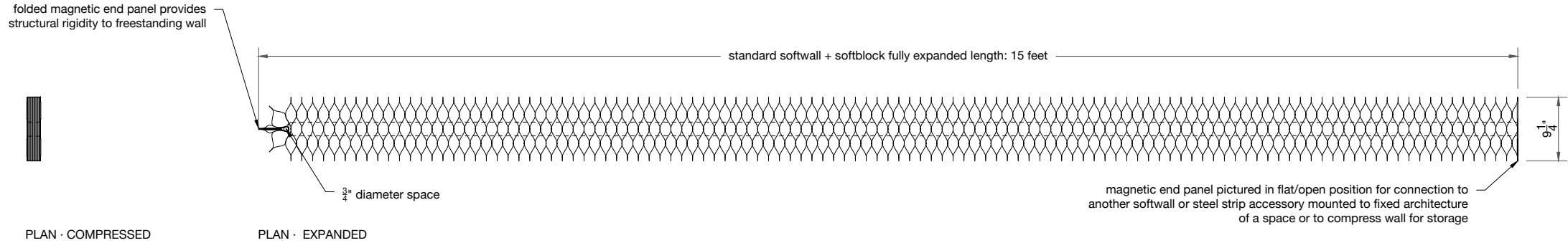




softblock · 2' tall x 9.25" wide x 15 feet long *			
COLOUR · MATERIAL	PRODUCT WEIGHT	SHIPPING WEIGHT	SKU
brown · paper	9.2 lb	13.6 lb	M-SB-P-FSC-BR-02-09
black · paper	9.9 lb	14.3 lb	M-SB-P-BK-02-09
blue · paper	9.9 lb	14.3 lb	M-SB-P-FSC-BU-02-09
deep blue · paper	9.9 lb	14.3 lb	M-SB-P-FSC-DB281-02-09
pale blue · paper	9.9 lb	14.3 lb	M-SB-P-FSC-PB296-02-09
white · textile	5.7 lb	10.1 lb	M-SB-T-WH-02-09
aluminum · textile	6.1 lb	10.5 lb	M-SB-T-AL-02-09
black · textile	6.1 lb	10.5 lb	M-SB-T-BK-02-09
forest green · textile	6.1 lb	10.5 lb	M-SB-T-GRN-02-09
custom colour · textile (16 - 24 week lead time)	6.1 lb	10.5 lb	M-SB-T-CC-02-09

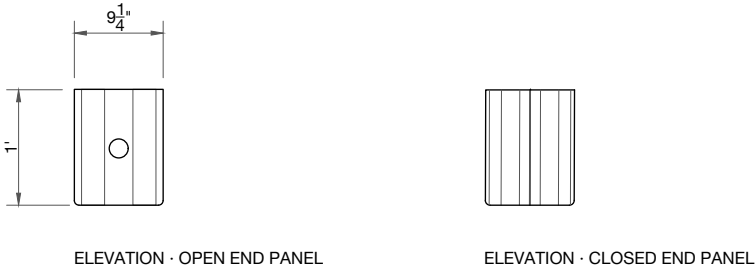
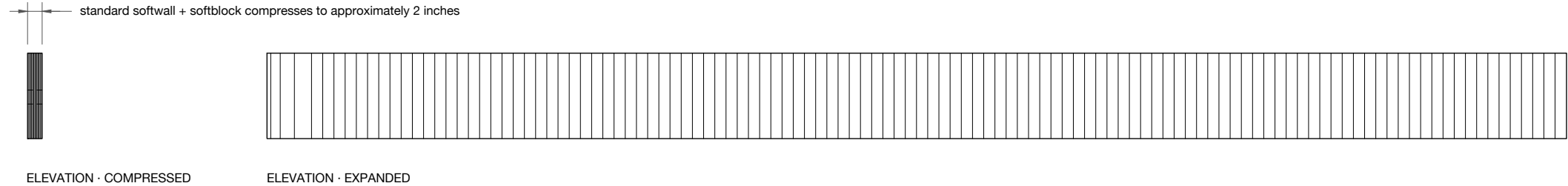
\* small amount of length lost when softwall + softblock are placed in curved configurations






softblock · 1' tall x 9.25" wide x 15 feet long *			
COLOUR · MATERIAL	PRODUCT WEIGHT	SHIPPING WEIGHT	SKU
brown · paper	4.6 lb	7.0 lb	M-SB-P-FSC-BR-01-09
black · paper	5.0 lb	7.4 lb	M-SB-P-BK-01-09
blue · paper	5.0 lb	7.4 lb	M-SB-P-FSC-BU-01-09
deep blue · paper	5.0 lb	7.4 lb	M-SB-P-FSC-DB281-01-09
pale blue · paper	5.0 lb	7.4 lb	M-SB-P-FSC-PB296-01-09
white · textile	2.8 lb	5.2 lb	M-SB-T-WH-01-09
aluminum · textile	3.0 lb	5.5 lb	M-SB-T-AL-01-09
black · textile	3.0 lb	5.5 lb	M-SB-T-BK-01-09
forest green · textile	3.0 lb	5.5 lb	M-SB-T-GRN-01-09
custom colour · textile (16 - 24 week lead time)	3.0 lb	5.5 lb	M-SB-T-CC-01-09

\* small amount of length lost when softwall + softblock are placed in curved configurations



softwall + softblock · 9.25" wide · CUSTOM HEIGHT GUIDELINES
HEIGHT · RADIUS CUT BASE
1' tall
2' tall
3' tall
4' tall
5' tall
6' tall
8' tall
HEIGHT · SQUARE CUT BASE
1' tall
2' tall
3' tall
4' tall



custom heights for softwall + softblock are available upon request. the dimensions listed to the left note the range where magnets are located in end panels. custom cuts can be made anywhere outside of these dimensions.

ELEVATION · END PANEL MAGNET ORIENTATION