

EUR price list
winter 2024/2025

molod design, ltd

1470 Venables Street
Vancouver, B.C.
Canada V5L 2G7

t +1 604 685 0340
f +1 604 685 0342


info@molodesign.com
www.molodesign.com



soft collection

softwall + softblock modular system

softwall + softblock is a modular system of freestanding, flexible partition walls and building blocks. The elements are available in a variety of materials and colours, to offer a range of properties including translucency or opacity, acoustic absorption, fire rating, UV and water resistance. The paper and textile materials contain recycled content and are recyclable. Blue and brown paper products are made from wood harvested from FSC® Certified (FSC® C158591) responsible sources. All softwall + softblock elements are flexible in length, opening to a maximum of 4.5 meters long (15 feet) when fully expanded. When softwall + softblock are compressed for storage, they measure less than 5 centimeters thick (2 inches). Elements may open less than the full length to create shorter partitions, or form longer walls by connecting two or more softwalls via their magnetic end panels. An optional wall hook is available for simple, compact storage.



product	dimensions	material + colour †	product weight*	shipping weight*	price EUR €**	product code
softwall 152.5cm tall x 23.5cm deep (5 feet x 9.25 inches) <small>§FR textile softwalls are 29 centimeters deep (11.5 inches)</small>	 152.5cm (5ft) 23.5cm (9.25in) or FR textile § 4.5m (15ft) max †	paper · natural brown paper · black paper · indigo blue textile · white (translucent) FR textile · white (translucent) § textile · aluminum textile · black textile · custom colour**	10.5kg 11.3kg 11.3kg 6.5kg 8.8kg 7.1kg 7.1kg varies	15.2kg 16.0kg 16.0kg 11.2kg 12.9kg 11.8kg 11.8kg varies	1025 1225 1225 1875 2475 2300 2300 varies	M-SW-P-FSC-BR-05-09 M-SW-P-BK-05-09 M-SW-P-FSC-BU-05-09 M-SW-T-WH-05-09 M-SW-FR-T-WH-05-12 M-SW-T-AL-05-09 M-SW-T-BK-05-09 M-SW-T-CC-05-09
softwall 183cm tall x 23.5cm deep (6 feet x 9.25 inches) <small>§FR textile softwalls are 29 centimeters deep (11.5 inches)</small>	 183cm (6ft) 23.5cm (9.25in) or FR textile § 4.5m (15ft) max †	paper · natural brown paper · black paper · indigo blue textile · white (translucent) FR textile · white (translucent) § textile · aluminum textile · black textile · custom colour**	12.6kg 13.6kg 13.6kg 7.8kg 10.5kg 8.5kg 8.5kg varies	17.9kg 18.9kg 18.9kg 13.1kg 15.1kg 13.8kg 13.8kg varies	1200 1400 1400 2150 2825 2600 2600 varies	M-SW-P-FSC-BR-06-09 M-SW-P-BK-06-09 M-SW-P-FSC-BU-06-09 M-SW-T-WH-06-09 M-SW-FR-T-WH-06-12 M-SW-T-AL-06-09 M-SW-T-BK-06-09 M-SW-T-CC-06-09
softwall 244cm tall x 23.5cm deep (8 feet x 9.25 inches) <small>§FR textile softwalls are 29 centimeters deep (11.5 inches)</small>	 244cm (8ft) 23.5cm (9.25in) or FR textile § 4.5m (15ft) max †	paper · natural brown paper · black paper · indigo blue textile · white (translucent) FR textile · white (translucent) § textile · aluminum textile · black textile · custom colour**	16.3kg 18.1kg 18.1kg 10.3kg 14.4kg 11.3kg 11.3kg varies	20.2kg 22.0kg 22.0kg 14.2kg 20.6kg 15.2kg 15.2kg varies	1500 1775 1775 2925 3825 3750 4050 varies	M-SW-P-FSC-BR-08-09 M-SW-P-BK-08-09 M-SW-P-FSC-BU-08-09 M-SW-T-WH-08-09 M-SW-FR-T-WH-08-12 M-SW-T-AL-08-09 M-SW-T-BK-08-09 M-SW-T-CC-08-09
softwall 244cm tall x 34cm deep (8 feet x 13.3 inches) <small>§FR textile softwalls are 45 centimeters deep (17.75 inches)</small>	 244cm (8ft) 34cm (13.3in) or FR textile § 4.5m (15ft) max †	textile · white (translucent) FR textile · white (translucent) § textile · aluminum textile · black textile · custom colour**	14.9kg 18.0kg 16.3kg 16.3kg varies	22.1kg 25.6kg 23.5kg 23.5kg varies	3500 4750 4700 4850 varies	M-SW-T-WH-08-13 M-SW-FR-T-WH-08-18 M-SW-T-AL-08-13 M-SW-T-BK-08-13 M-SW-T-CC-08-13
softwall 305cm tall x 34cm deep (10 feet x 13.3 inches) <small>§FR textile softwalls are 45 centimeters deep (17.75 inches)</small>	 305cm (10ft) 34cm (13.3in) or FR textile § 4.5m (15ft) max †	textile · white (translucent) FR textile · white (translucent) § ** textile · aluminum textile · black textile · custom colour**	18.6kg 22.5kg 20.4kg 20.4kg varies	31.6kg 36.0kg 33.4kg 33.4kg varies	4500 5700 5550 5750 varies	M-SW-T-WH-10-13 M-SW-FR-T-WH-10-18 M-SW-T-AL-10-13 M-SW-T-BK-10-13 M-SW-T-CC-10-13
custom colour**		textile softwall + softblock are available in any Pantone colour lead time: 12 - 18 weeks (expedited service available) minimum order: varies, please inquire for more details			price varies with colour + size; please request a quote	
custom height fee		softwall + softblock elements can be trimmed to custom height (there are some constraints due to position of magnets in end panels; please inquire)			100	SRV-CUT-H-WALL

* weights may vary

** 12 - 18 week lead time + minimum quantities may apply for custom colour textile softwall

*** prices do not include shipping; purchaser is responsible for all import duties + VAT

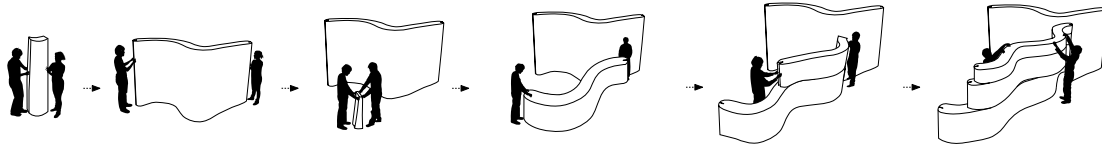
† acoustic testing documentation + fire-rating certification available upon request

only products identified with a 'P-FSC' signifier are FSC® certified (FSC® C158591)

soft collection

softwall + softblock modular system

Each softwall + softblock is flexible in length, opening to a maximum of 4.5 meters long (15 feet). Elements connect lengthwise via concealed magnets and can be stacked to play with height.



product	dimensions	material + colour †	product weight*	shipping weight*	price EUR €**	product code
softblock 30.5cm tall x 23.5cm deep (1 foot x 9.25 inches) <small>‡FR textile softblocks are 29 centimeters deep (11.5 inches)</small>		paper · natural brown paper · black paper · indigo blue** textile · white (translucent) FR textile · white (translucent)‡ textile · aluminum** textile · black textile · custom colour**	2.1kg 2.3kg 2.3kg 1.3kg 1.8kg 1.4kg 1.4kg varies	3.2kg 3.4kg 3.4kg 2.4kg 2.8kg 2.5kg 2.5kg varies	250 275 275 400 525 475 475 varies	M-SB-P-FSC-BR-01-09 M-SB-P-BK-01-09 M-SB-P-FSC-BU-01-09 M-SB-T-WH-01-09 M-SB-FR-T-WH-01-12 M-SB-T-AL-01-09 M-SB-T-BK-01-09 M-SB-T-CC-01-09
softblock 61cm tall x 23.5cm deep (2 feet x 9.25 inches) <small>‡FR textile softblocks are 29 centimeters deep (11.5 inches)</small>		paper · natural brown paper · black paper · indigo blue** textile · white (translucent) FR textile · white (translucent)‡ textile · aluminum** textile · black textile · custom colour**	4.2kg 4.5kg 4.5kg 2.6kg 3.6kg 2.8kg 2.8kg varies	6.2kg 6.5kg 6.5kg 4.6kg 5.4kg 4.8kg 4.8kg varies	450 500 500 750 1000 900 925 varies	M-SB-P-FSC-BR-02-09 M-SB-P-BK-02-09 M-SB-P-FSC-BU-02-09 M-SB-T-WH-02-09 M-SB-FR-T-WH-02-12 M-SB-T-AL-02-09 M-SB-T-BK-02-09 M-SB-T-CC-02-09
softblock 91.5cm tall x 23.5cm deep (3 feet x 9.25 inches) <small>‡FR textile softblocks are 29 centimeters deep (11.5 inches)</small>		paper · natural brown paper · black paper · indigo blue** textile · white (translucent) FR textile · white (translucent)‡ textile · aluminum** textile · black textile · custom colour**	6.3kg 6.8kg 6.8kg 3.9kg 5.3kg 4.3kg 4.3kg varies	9.3kg 9.8kg 9.8kg 6.9kg 7.9kg 7.3kg 7.3kg varies	650 750 750 1100 1450 1325 1350 varies	M-SB-P-FSC-BR-03-09 M-SB-P-BK-03-09 M-SB-P-FSC-BU-03-09 M-SB-T-WH-03-09 M-SB-FR-T-WH-03-12 M-SB-T-AL-03-09 M-SB-T-BK-03-09 M-SB-T-CC-03-09
softblock 122cm tall x 23.5cm deep (4 feet x 9.25 inches) <small>‡FR textile softblocks are 29 centimeters deep (11.5 inches)</small>		paper · natural brown paper · black paper · indigo blue** textile · white (translucent) FR textile · white (translucent)‡ textile · aluminum** textile · black textile · custom colour**	8.4kg 9.0kg 9.0kg 5.2kg 7.2kg 5.4kg 5.7kg varies	12.2kg 12.8kg 12.8kg 9.0kg 10.5kg 9.2kg 9.5kg varies	825 975 950 1450 1875 1700 1800 varies	M-SB-P-FSC-BR-04-09 M-SB-P-BK-04-09 M-SB-P-FSC-BU-04-09 M-SB-T-WH-04-09 SM-SB-FR-T-WH-04-12 M-SB-T-AL-04-09 M-SB-T-BK-04-09 M-SB-T-CC-04-09
softblock 30.5cm tall x 34cm deep (1 foot x 13.3 inches) <small>‡FR textile softblocks are 45 centimeters deep (17.75 inches)</small>		paper · natural brown paper · black paper · indigo blue** textile · white (translucent) FR textile · white (translucent)‡ textile · aluminum** textile · black textile · custom colour**	3.3kg 3.3kg 3.3kg 1.9kg 2.3kg 2.0kg 2.0kg varies	4.5kg 4.5kg 4.5kg 3.1kg 3.6kg 3.2kg 3.2kg varies	300 375 375 500 725 625 625 varies	M-SB-P-FSC-BR-01-13 M-SB-P-BK-01-13 M-SB-P-FSC-BU-01-13 M-SB-T-WH-01-13 M-SB-FR-T-WH-01-18 M-SB-T-AL-01-13 M-SB-T-BK-01-13 M-SB-T-CC-01-13
softblock 61cm tall x 34cm deep (2 feet x 13.3 inches) <small>‡FR textile softblocks are 45 centimeters deep (17.75 inches)</small>		paper · natural brown paper · black paper · indigo blue** textile · white (translucent) FR textile · white (translucent)‡ textile · aluminum** textile · black textile · custom colour**	6.5kg 6.5kg 6.5kg 3.7kg 4.5kg 4.0kg 4.0kg varies	8.7kg 8.7kg 8.7kg 5.9kg 6.7kg 6.2kg 6.2kg varies	525 675 675 925 1350 1150 1150 varies	M-SB-P-FSC-BR-02-13 M-SB-P-BK-02-13 M-SB-P-FSC-BU-02-13 M-SB-T-WH-02-13 M-SB-FR-T-WH-02-18 M-SB-T-AL-02-13 M-SB-T-BK-02-13 M-SB-T-CC-02-13
softblock 91.5cm tall x 34cm deep (3 feet x 13.3 inches) <small>‡FR textile softblocks are 45 centimeters deep (17.75 inches)</small>		paper · natural brown paper · black paper · indigo blue** textile · white (translucent) FR textile · white (translucent)‡ textile · aluminum** textile · black textile · custom colour*	9.7kg 9.7kg 9.7kg 5.6kg 6.8kg 6.2kg 6.2kg varies	13.0kg 13.0kg 13.0kg 8.9kg 10.3kg 9.5kg 9.5kg varies	750 950 950 1350 2175 1700 1700 varies	M-SB-P-FSC-BR-03-13 M-SB-P-BK-03-13 M-SB-P-FSC-BU-03-13 M-SB-T-WH-03-13 M-SB-FR-T-WH-03-18 M-SB-T-AL-03-13 M-SB-T-BK-03-13 M-SB-T-CC-03-13
softblock 122cm tall x 34cm deep (4 feet x 13.3 inches) <small>‡FR textile softblocks are 45 centimeters deep (17.75 inches)</small>		paper · natural brown paper · black paper · indigo blue** textile · white (translucent) FR textile · white (translucent)‡ textile · aluminum** textile · black textile · custom colour*	13.0kg 13.0kg 13.0kg 7.4kg 9.0kg 7.6kg 7.6kg varies	17.2kg 17.2kg 17.2kg 11.6kg 13.4kg 11.8kg 11.8kg varies	975 1225 1225 1800 2625 2200 2200 varies	M-SB-P-FSC-BR-04-13 M-SB-P-BK-04-13 M-SB-P-FSC-BU-04-13 M-SB-T-WH-04-13 M-SB-FR-T-WH-04-18 M-SB-T-AL-04-13 M-SB-T-BK-04-13 M-SB-T-CC-04-13

* softwall + softblock are flexible in length, opening to a max 4.5 meters long (15 feet). When compressed for storage, softwall + softblock are less than 5 centimeters thick (2 inches).

* weights may vary

** 12 - 18 week lead time + minimum quantities may apply for indigo blue paper + custom colour + aluminum textile softblock

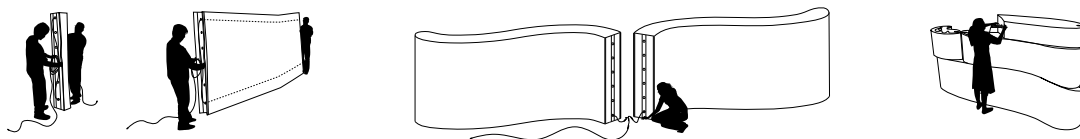
*** prices do not include shipping; purchaser is responsible for all taxes + import duties

† acoustic testing documentation + fire-rating certification available upon request

soft collection

softwall + softblock LED ribbon for white textile

Flexible LED ribbons integrate with textile softwall + softblock to transform the elements into expressive, luminous space partitions. Light emphasizes the subtle beauty of the translucent material, illuminating the delicate fibres. LEDs are available in warm white or neutral white. Please inquire about the recommended arrangement for your project.



product		dimensions + specs	colour of LED	price EUR €**	product code
softwall + softblock LED we recommend 1 LED ribbon per every 61 centimeters (2 feet) in height of softblocks. Please ask for advice specific to your project		LED - 1 ribbon kit 1 LED ribbon in bottom hole of any size softwall warm white: 2300 lumens** neutral white: 2570 lumens** 27W power draw kit includes: + one flexible LED ribbon 4.5 meters long (15 feet) + one power wire 3.5 meters long (11.5 feet) + 100 - 240V 40W plug-in transformer + plug types available: A, C, G, I shipping weight: 0.75kg (1.6lbs)*	neutral white (4000K) warm white (2700K)	300	M-LED-RIB-NW-1 M-LED-RIB-WW-1
		LED up to 61cm (2') apart - 2 ribbon kit LED up to 152.5cm (5') apart - 2 ribbon kit LED up to 213cm (7') apart - 2 ribbon kit warm white: 4600 lumens** neutral white: 5140 lumens** 54W power draw kit include: + two flexible LED ribbons 4.5 meters long (15 feet) + one power wire 3.5 meters long (11.5 feet) + 2-way coupler + 100 - 240V 60W plug-in transformer + plug types available: A, C, G, I shipping weight: 1.6kg (3.5lbs)*	neutral white (4000K) warm white (2700K) neutral white (4000K) warm white (2700K) neutral white (4000K) warm white (2700K)	550 550 550	M-LED-RIB-NW-2 M-LED-RIB-WW-2 M-LED-RIB-NW-5 M-LED-RIB-WW-5 M-LED-RIB-NW-7 M-LED-RIB-WW-7
		4.5 meter (15 foot) electrical extension 	to extend the length of power wire for softwall + softblock LED ribbon (silver coaxial cable) details available upon request	90	SA-EEXT-15

* weights may vary

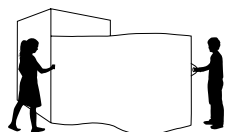
** lumen values refer to LED output; textile material of softwall + softblock will absorb some light

*** prices do not include shipping; purchaser is responsible for all import duties + VAT


soft collection

softwall + softblock accessories

softwall + softblock are freestanding, however, molo provides optional accessories that offer additional functionality. Please contact the studio to discuss which accessories may suit your project.



anchor strip
anchor magnetic
end panel of softwall
to any solid surface




felt handle
may attach to softwalls
that are opened and
closed frequently



anchor strip
align ends of softblocks
directly over one
another



peg + strip
reinforce the connection
between horizontal
layers of softblocks



tubes
transform softblock into a rigid beam to span
windows or door openings. Tubes can also
hold softwall + softblock in straight lengths.

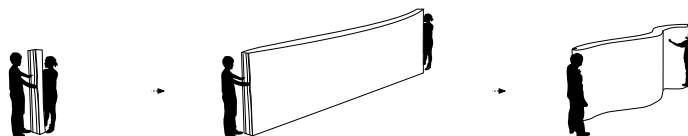
product		dimensions	material + colour	price EUR €***	product code
anchor strip 1 set per end of softwall, softblock		for softblock 30 x 6cm (11.75 x 2.4 inches) 0.7kg (1.5lbs)*	white powder coated steel without adhesive backing	60	M-STRP-WH-SB-01
		for softwall · 152.5cm (5ft) tall 137 x 16cm (54 x 6.3 inches) 4.7kg (10.4lbs)*	white powder coated steel with adhesive backing	200	M-STRP-WH-SW-05
		for softwall · 183cm (6ft) tall 167.5 x 16cm (66 x 6.3 inches) 5.6kg (12.4lbs)*	white powder coated steel with adhesive backing	225	M-STRP-WH-SW-06
		for softwall · 183cm (6ft) tall FR 167.5 x 6cm (66 x 2.4 inches) 4.6kg (10.1lbs)*	white powder coated steel with adhesive backing	275	M-STRP-WH-FR-05
		for softwall · 244cm (8ft) + 305cm (10ft) tall 228.5 x 6cm (90 x 2.4 inches) 6.2kg (13.6lbs)*	white powder coated steel with adhesive backing	325	M-STRP-WH-SW-08-10
felt handle 1 set per end of softwall		for softwall · 23.5cm (9.25 inches) deep* 19 x 30.5cm (7.5 x 12 inches) 0.2kg (0.4lbs)* * also used for thinwall	natural grey felted wool black felted wool	80 90	M-HNDL-FLT-GR-09 M-HNDL-FLT-BK-09
		for softwall · 34cm (13.3 inches) deep* 21.6 x 30.5cm (8.5 x 12 inches) 0.2kg (0.4lbs)* * also used for softwall · 29cm (11.5in) + 45cm (17.75in) deep	natural grey felted wool black felted wool	80 90	M-HNDL-FLT-GR-13 M-HNDL-FLT-BK-13
hook for softwall to store compressed softwall on a wall		hook for softwall 7.8 x 2.5cm Ø (3.1 x 1 inches) 0.1kg (0.2lbs)*	stainless steel	15	M-HOOK-SS-SW
peg + strip reinforce connection between horizontal layers of softblocks		cork pegs 15 x 4cm Ø (6 x 1.5 inches) (set of 2)	natural cork pegs with magnets	110	M-2PEG-1STRP
		steel strip 30 x 6cm (11.75 x 2.4 inches)	white powder coated		
tubes to lock softwall + softblock in straight line, or as a lintel above windows + doorways		custom cut to length for your project, please ask for advice	clear PETG natural brown paper	\$5.50 /30.5cm (1ft) \$3.00 /30.5cm (1ft)	M-TUBE-PETG M-TUBE-P-BR
clipping system set of 10		small magnets 13 x 6mm Ø (0.5 x 0.25 inches) 0.1kg (0.2lbs)*	steel clips nickel plated magnets	35	M-CLIP-SM
		large magnets 3 x 25mm Ø (0.12 x 1 inch) 0.1kg (0.2lbs)*		60	M-CLIP-LG
glass vase insert into honeycomb cells of softblock for flowers, pens, catering, etc.		18 x 4cm Ø (7 x 1.5 inches) 0.4kg (1lbs)*	clear borosilicate glass	45	M-VASE-GLS
steel disc use as tray / display surface on softblocks		35cm Ø (13.75 inches) 1.0kg (2.2lbs)*	white powder coated steel	35	M-DISC-ST-WH-LG

* weights may vary

*** prices do not include shipping; purchaser is responsible for all import duties + VAT

wood softwall + softblock

wood softwall + softblock are made from FSC® Certified (FSC® C158591) sustainably sourced, engineered wood. Each piece is flexible in length opening to a maximum of 4.5 meters long (15 feet) when fully expanded, and their modular, magnetic end panels allow them to link in sequence to shape long stretches of wall or immersive environments and displays. Light transmits through the partitions as a delightful, warm glow and reveals playful, enigmatic forms as people or objects cast shadows against them. As natural light changes throughout the day, a range of colours is revealed in the walls, shifting through pale ash, soft cream, and rich yellows.



product	dimensions	material + colour ‡	product weight*	shipping weight*	price EUR €***	product code
wood softblock 122cm tall x 19.5cm deep (4 feet x 7.75 inches)		wood veneer**	14.2	18.0	3700	M-SB-FSC-WOOD-04-08
wood softwall 244cm tall x 19.5cm deep (8 feet x 7.75 inches)		wood veneer**	30.0	36.0	6300	M-SW-FSC-WOOD-08-08

* weights may vary

** 12 - 18 week lead time + minimum quantities may apply

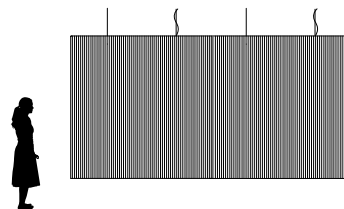
*** prices do not include shipping; purchaser is responsible for all import duties + VAT

only products identified with a 'FSC' signifier are FSC® certified (FSC® C158591)

soft collection

suspended softwall + softblock luminaires

Lift white textile softwall + softblock into the air with new LED armatures designed to transform the partitions into suspended luminaires, seemingly weightless structures that hold straight lines or perfect 90-degree turns. suspended softwall + softblock luminaires are available in modules of 2.4 meters (8 feet). Connect them modularly and at different heights throughout a high-ceilinged space to form a hanging, luminous sculpture garden.



product	dimensions	power supply voltage	material + colour †	product weight*	pricing EUR\$***	product code
suspended softblock luminaires 61 tall x 244cm long (2 feet x 8 feet)		plug-in 110 - 240 V plug types available: A, C, G, I hardwire 110 - 240 V + 277 V	warmer white (2700K) warm white (3000K) neutral white (4000K) warmer white (2700K) warm white (3000K) neutral white (4000K)	8.7	2050	M-SSB-02-08-2700K-PI M-SSB-02-08-3000K-PI M-SSB-02-08-4000K-PI M-SSB-02-08-2700K M-SSB-02-08-3000K M-SSB-02-08-4000K
suspended softblock luminaires 91.5 tall x 244cm long (3 feet x 8 feet)		plug-in 110 - 240 V plug types available: A, C, G, I hardwire 110 - 240 V + 277 V	warmer white (2700K) warm white (3000K) neutral white (4000K) warmer white (2700K) warm white (3000K) neutral white (4000K)	10.2	2200	M-SSB-03-08-2700K-PI M-SSB-03-08-3000K-PI M-SSB-03-08-4000K-PI M-SSB-03-08-2700K M-SSB-03-08-3000K M-SSB-03-08-4000K
suspended softblock luminaires 122 tall x 244cm long (4 feet x 8 feet)		plug-in 110 - 240 V plug types available: A, C, G, I hardwire 110 - 240 V + 277 V	warmer white (2700K) warm white (3000K) neutral white (4000K) warmer white (2700K) warm white (3000K) neutral white (4000K)	11.8	2350	M-SSB-04-08-2700K-PI M-SSB-04-08-3000K-PI M-SSB-04-08-4000K-PI M-SSB-04-08-2700K M-SSB-04-08-3000K M-SSB-04-08-4000K
suspended softwall luminaires 152.5 tall x 488cm long (5 feet x 16 feet) 152.5 tall x 244cm long (5 feet x 8 feet)		plug-in 110 - 240 V plug types available: A, C, G, I hardwire 110 - 240 V + 277 V	warmer white (2700K) warm white (3000K) neutral white (4000K) warmer white (2700K) warm white (3000K) neutral white (4000K)	13.3	2500	M-SSW-05-08-2700K-PI M-SSW-05-08-3000K-PI M-SSW-05-08-4000K-PI M-SSW-05-08-2700K M-SSW-05-08-3000K M-SSW-05-08-4000K
suspended softwall luminaires 163 tall x 244cm long (6 feet x 8 feet)		plug-in 110 - 240 V plug types available: A, C, G, I hardwire 110 - 240 V + 277 V	warmer white (2700K) warm white (3000K) neutral white (4000K) warmer white (2700K) warm white (3000K) neutral white (4000K)	14.4	2750	M-SSW-06-08-2700K-PI M-SSW-06-08-3000K-PI M-SSW-06-08-4000K-PI M-SSW-06-08-2700K M-SSW-06-08-3000K M-SSW-06-08-4000K
suspended softwall luminaires 244 tall x 244cm long (8 feet x 8 feet)		plug-in 110 - 240 V plug types available: A, C, G, I hardwire 110 - 240 V + 277 V	warmer white (2700K) warm white (3000K) neutral white (4000K) warmer white (2700K) warm white (3000K) neutral white (4000K)	15.5	3000	M-SSW-08-08-2700K-PI M-SSW-08-08-3000K-PI M-SSW-08-08-4000K-PI M-SSW-08-08-2700K M-SSW-08-08-3000K M-SSW-08-08-4000K

* weights may vary


** 12 - 18 week lead time may apply

*** prices do not include shipping; purchaser is responsible for all taxes + import duties

soft collection

softseating

softseating is a line of flexible furniture made from paper or textile. Each element uses honeycomb geometry to fan open into a stool, bench, table or lounger, compressing for storage. Magnetic end panels allow two or more elements to connect, forming long winding benches. Blue and brown paper products are made from wood harvested from FSC® Certified (FSC® C158591) responsible sources.



product	dimensions	material + colour	product weight*	shipping weight*	price EUR €***	product code
fanning stool + table 30.5cm tall x 40.5cm Ø (12 x 16 inches)		paper · natural brown paper · black paper · indigo blue** textile · white (translucent)** textile · aluminum**	1.8kg 1.9kg 1.9kg 1.5kg 1.7kg	2.3kg 2.4kg 2.4kg 2.0kg 2.2kg	175 225 225 370 450	M-SS-P-FSC-BR-12-16 M-SS-P-BK-12-16 M-SS-P-FSC-BU-12-16 M-SS-T-WH-12-16 M-SS-T-AL-12-16
fanning stool + table 45.5cm tall x 40.5cm Ø (18 x 16 inches)		paper · natural brown paper · black paper · indigo blue** textile · white (translucent) textile · aluminum**	2.9kg 3.0kg 3.0kg 2.5kg 2.7kg	3.4kg 3.5kg 3.5kg 2.9kg 3.1kg	225 300 300 475 600	M-SS-P-FSC-BR-18-16 M-SS-P-BK-18-16 M-SS-P-FSC-BU-18-16 M-SS-T-WH-18-16 M-SS-T-AL-18-16
fanning stool bench + table stool: 30.5cm tall x 61cm Ø (12 x 24 inches)		paper · natural brown paper · black paper · indigo blue** textile · white (translucent)** textile · aluminum**	5.1kg 5.3kg 5.3kg 4.6kg 4.8kg	6.0kg 6.2kg 6.2kg 5.5kg 5.7kg	325 450 450 775 825	M-SS-P-FSC-BR-12-24 M-SS-P-BK-12-24 M-SS-P-FSC-BU-12-24 M-SS-T-WH-12-24 M-SS-T-AL-12-24
fanning stool bench + table stool: 45.5cm tall x 61cm Ø (18 x 24 inches)		paper · natural brown paper · black paper · indigo blue** textile · white (translucent)** textile · aluminum**	7.9kg 8.1kg 8.1kg 6.8kg 7.0kg	9.0kg 9.2kg 9.2kg 8.0kg 8.2kg	500 675 675 1200 1600	M-SS-P-FSC-BR-18-24 M-SS-P-BK-18-24 M-SS-P-FSC-BU-18-24 M-SS-T-WH-18-24 M-SS-T-AL-18-24
fanning stool bench + table stool: 30.5cm tall x 91.5cm Ø (12 x 36 inches)		paper · natural brown paper · black paper · indigo blue** textile · white (translucent)** textile · aluminum**	9.3kg 11.2kg 11.2kg 7.6kg 7.8kg	10.4kg 12.3kg 12.3kg 8.7kg 8.9kg	525 675 675 1200 1500	M-SS-P-FSC-BR-12-36 M-SS-P-BK-12-36 M-SS-P-FSC-BU-12-36 M-SS-T-WH-12-36 M-SS-T-AL-12-36
fanning stool bench + table stool: 45.5cm tall x 91.5cm Ø (18 x 36 inches)		paper · natural brown paper · black paper · indigo blue** textile · white (translucent) textile · aluminum**	14.3kg 15.1kg 15.1kg 11.9kg 12.1kg	16.6kg 17.4kg 17.4kg 14.2kg 14.4kg	750 1000 1000 1800 2250	M-SS-P-FSC-BR-18-36 M-SS-P-BK-18-36 M-SS-P-FSC-BU-18-36 M-SS-T-WH-18-36 M-SS-T-AL-18-36
lounger 40.5cm tall x 215cm Ø (16 x 84 inches)		paper · natural brown	69.0kg	79.5kg	3350	M-SS-P-FSC-BR-16-84-LNGR
lounger 16 x 60 inches (40.5cm tall x 152.5cm Ø)		paper · black textile · white (translucent)** textile · aluminum**	30.0kg 21.6kg 22.5kg	42.0kg 33.6kg 34.5kg	3200 7000 9000	M-SS-P-BK-16-60-LNGR M-SS-T-WH-16-60-LNGR M-SS-T-AL-16-60-LNGR
lounger 40.5cm tall x 190cm Ø (16 x 74 inches)		paper · indigo blue**	58.5kg	73.8kg	3400	M-SS-P-FSC-BU-16-74-LNGR

* weights may vary

** 12 - 18 week lead time may apply for indigo blue paper + white textile + aluminum textile softseating

*** prices do not include shipping; purchaser is responsible for all taxes + import duties

soft collection

softseating accessories

Available in sizes that correspond to softseating fanning stool's surface diameter, wool felt pads and PaperStone hard tops make lovely companions to molo softseating, tables and display podiums. Wool felt pads can also be used as cushions along a bench or benchwall, placed directly on the floor as small area rugs, or used as a bed for four-legged friends. Felt pads are 100% natural, and PaperStone hard tops are made from FSC® Certified (FSC® C158591) sustainably sourced materials.



product	dimensions	material + colour	product weight*	shipping weight*	pricing EUR\$***	product code
wool felt pad (optional) use wool felt pad independently or pair with softseating fanning stools		38cm (15in) · natural grey felted wool 58.5cm (23in) · natural grey felted wool 89cm (35in) · natural grey felted wool <small>shipping dimensions available upon request</small>	0.8kg 1.1kg 2.5kg	1.1kg 1.5kg 3.9kg	85 150 285	M-PAD-FLT-GR-15 M-PAD-FLT-GR-23 M-PAD-FLT-GR-35
PaperStone top (optional) 35.5cm Ø (14 inches) use top independently or pair with benchwall, softseating fanning stools and benches		PaperStone · brown** PaperStone · black** PaperStone · grey**	0.75kg 0.75kg 0.75kg	1.25kg 1.25kg 1.25kg	250 215 225	M-TOP-P-FSC-BR-14 M-TOP-P-FSC-BK-14 M-TOP-P-FSC-GR-14
PaperStone top (optional) 56cm Ø (22 inches) use top independently or pair with softseating fanning stools		PaperStone · brown** PaperStone · black** PaperStone · grey**	1.8kg 1.8kg 1.8kg	2.8kg 2.8kg 2.8kg	430 360 400	M-TOP-P-FSC-BR-22 M-TOP-P-FSC-BK-22 M-TOP-P-FSC-GR-22
PaperStone top (optional) 86.5cm Ø (34 inches) use top independently or pair with softseating fanning stools		PaperStone · brown** PaperStone · black** PaperStone · grey**	4.5kg 4.5kg 4.5kg	5.5kg 5.5kg 5.5kg	800 650 725	M-TOP-P-FSC-BR-34 M-TOP-P-FSC-BK-34 M-TOP-P-FSC-GR-34
wool felt tote (optional) use wool felt tote to carry 40.5cm Ø (16 inch) softseating fanning stools in their compressed form		small · natural grey felted wool <small>for 30.5cm tall x 40.5cm Ø (12 x 16 inches) fanning stool</small> large · natural grey felted wool <small>for 45.5cm tall x 40.5cm Ø (18 x 16 inches) fanning stool</small> <small>shipping dimensions available upon request</small>	0.1kg 0.1kg	0.2kg 0.2kg	75 90	P-TOTE-FLT-GR-12 P-TOTE-FLT-GR-18

* weights may vary

** 12 - 18 week lead time may apply for PaperStone tops

*** prices do not include shipping; purchaser is responsible for all taxes + import duties

soft collection

cantilever table accessories for table with solid center top

cantilever table uses a flexible paper or textile base and is available in two heights. A single base uses honeycomb geometry to fan open and support a round top. Blue and brown paper bases are made from wood harvested from FSC® Certified (FSC® C158591) responsible sources. cantilever table can be purchased either with a centre hole to accommodate molo's pencil holder and sketching circles, or as a solid surface top. The felt pad is an alternative option to the hard round top.

The components of cantilever table are available for individual purchase. molo offers these pieces as an opportunity to continue the design process, encouraging clients to pair the bases with tabletops of their own design, or from a unique material palette. To discuss your idea, please contact the studio.



product	dimensions	material + colour	product weight*	shipping weight*	price EUR €***	product code
cantilever table base sitting height		paper · natural brown paper · black paper · indigo blue** textile · white (translucent)** textile · aluminum** ships in box 89 x 48 x 15 centimeters (35 x 18.9 x 5.9 inches)	12.8kg 13.2kg 13.2kg 9.0kg 9.6kg	17.4kg 17.8kg 17.8kg 13.2kg 13.8kg	1050 1250 1250 3300 4100	M-CT-B-P-FSC-BR-27-37 M-CT-B-P-BK-27-37 M-CT-B-P-FSC-BU-27-37 M-CT-B-T-WH-27-37 M-CT-B-T-AL-27-37
cantilever table base standing height		paper · natural brown paper · black paper · indigo blue** textile · white (translucent)** textile · aluminum** ships in box 122 x 48 x 17 centimeters (48 x 18.9 x 6.7 inches)	15.8kg 16.1kg 16.1kg 12.8kg 13.8kg	21.2kg 21.5kg 21.5kg 18.2kg 19.2kg	1300 1600 1600 3950 4950	M-CT-B-P-FSC-BR-39-37 M-CT-B-P-BK-39-37 M-CT-B-P-FSC-BU-39-37 M-CT-B-T-WH-39-37 M-CT-B-T-AL-39-37
cantilever table top with grip disc cantilever table as a solid surface top		PaperStone · brown PaperStone · black PaperStone · black** marble · Carrara white** marble · Tlupana grey** ships in box 122 x 122 x 15 centimeters (48 x 48 x 5.9 inches)	8.2kg 8.2kg 8.2kg 61.0kg 61.0kg	10.2kg 10.2kg 10.2kg 64.5kg 64.5kg	1600 1300 1450 request request	M-CT-T-P-FSC-BR-47 M-CT-T-P-FSC-BK-47 M-CT-T-P-FSC-GR-47 M-CT-T-MAR-WH-47 M-CT-T-MAR-GR-47
wool felt pad (optional) use wool felt pad as a soft top to cantilever table in round arrangement		natural grey felted wool 89 centimeters (35 inches) shipping dimensions available upon request	2.5kg	3.9kg	285	M-SA-PAD-FLT-GR-35

* weights may vary

** 12 - 18 week lead time may apply for indigo blue paper + white textile + aluminum textile cantilever table

*** prices do not include shipping; purchaser is responsible for all import duties + VAT

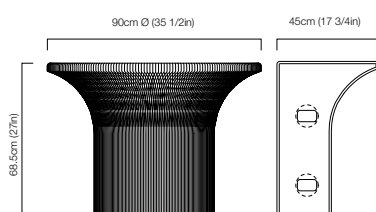
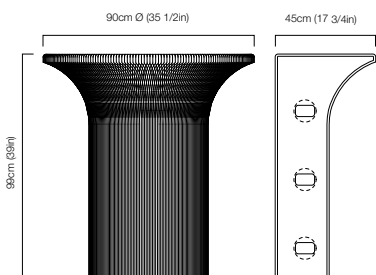
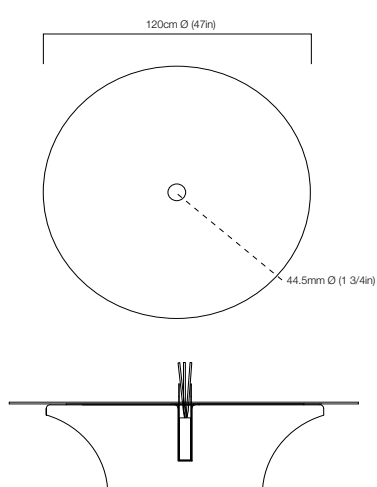
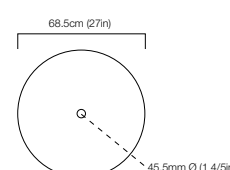
soft collection

cantilever table accessories for table with center hole

cantilever table uses a flexible paper or textile base and is available in two heights. A single base uses honeycomb geometry to fan open and support a round top. Blue and brown paper bases are made from wood harvested from FSC® Certified (FSC® C158591) responsible sources. cantilever table can be purchased either with a centre hole to accommodate molo's pencil holder and sketching circles, or as a solid surface top. The optional glass centrepiece doubles as a pencil holder and spindle for a stack of sketching circles, providing a collaborative work environment that allows for ideas to grow as they spin around the table.

The components of cantilever table are available for individual purchase. molo offers these pieces as an opportunity to continue the design process, encouraging clients to pair the bases with tabletops of their own design, or from a unique material palette. To discuss your idea, please contact the studio.




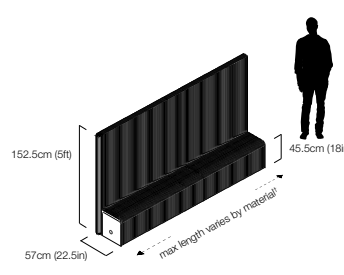
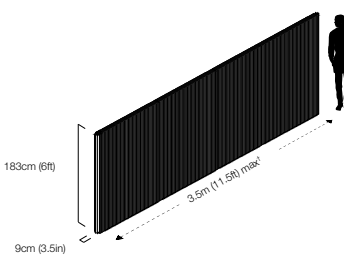

product	dimensions	material + colour	product weight*	shipping weight*	price EUR €***	product code
cantilever table base sitting height		paper · natural brown paper · black paper · indigo blue** textile · white (translucent)** textile · aluminum** ships in box 89 x 48 x 15 centimeters (35 x 18.9 x 5.9 inches)	12.8kg 13.2kg 13.2kg 9.0kg 9.6kg	17.4kg 17.8kg 17.8kg 13.2kg 13.8kg	1050 1250 1250 3300 4100	M-CT-B-P-FSC-BR-27-37 M-CT-B-P-BK-27-37 M-CT-B-P-FSC-BU-27-37 M-CT-B-T-WH-27-37 M-CT-B-T-AL-27-37
cantilever table base standing height		paper · natural brown paper · black paper · indigo blue** textile · white (translucent)** textile · aluminum** ships in box 122 x 48 x 17 centimeters (48 x 18.9 x 6.7 inches)	15.8kg 16.1kg 16.1kg 12.8kg 13.8kg	21.2kg 21.5kg 21.5kg 18.2kg 19.2kg	1300 1600 1600 3950 4950	M-CT-B-P-FSC-BR-39-37 M-CT-B-P-BK-39-37 M-CT-B-P-FSC-BU-39-37 M-CT-B-T-WH-39-37 M-CT-B-T-AL-39-37
cantilever table top with glass pencil holder cantilever table top with a centre hole to accommodate molo's pencil holder and sketching circle		PaperStone · brown · centre hole PaperStone · black · centre hole PaperStone · grey · centre hole MDF · black · centre hole marble · Carrara white · centre hole** marble · Tlupana grey · centre hole** ships in box 122 x 122 x 15 centimeters (48 x 48 x 5.9 inches)	8.5kg 8.5kg 8.5kg 11.7kg 61.0kg 61.0kg	10.5kg 10.5kg 10.5kg 15.2kg 64.5kg 64.5kg	1650 1350 1500 1650 request request	M-CT-T-H-P-FSC-BR-47 M-CT-T-H-P-FSC-BK-47 M-CT-T-H-P-FSC-GR-47 M-CT-T-H-MDF-BK-47 M-CT-T-H-MAR-WH-47 M-CT-T-H-MAR-GR-47
paper sketching circles 400 sheets (optional) optional accessory for cantilever table		paper · white ships in box 69 x 69 x 7.5 centimeters (30 x 30 x 3 inches)	11.5kg	14.8kg	150	M-CT-SC-P-WH-27

* weights may vary

** 12 - 18 week lead time may apply for indigo blue paper + white textile + aluminum textile cantilever table

*** prices do not include shipping; purchaser is responsible for all import duties + VAT

soft collection



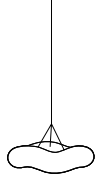
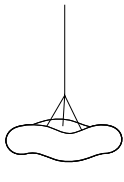
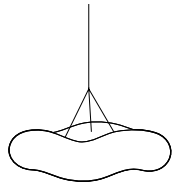

<p>benchwall + thinwall</p> <p>benchwall is a flexible, paper or textile bench with a tall backrest that acts as both acoustic space partition and seating. benchwall may magnetically connect to the 45.5 x 91.5 centimeter diameter (18 x 36 inch diameter) size softseating stool + bench to form modular seating arrangements. Blue and brown paper products are made from wood harvested from FSC® Certified (FSC® C158591) responsible sources.</p> <p>thinwall was designed as an acoustic, sculptural liner for solid walls, columns and ceilings or as a flexible wrap for storage areas, reception desks and other millwork. It measures only 9 centimeters wide (3.5 inches) and reaches 183 centimeters high (6 feet). Adjustable in length, it stretches up to 3.5 meters long.</p> 							
product	dimensions	material + colour	product weight*	shipping weight*	price EUR €***	product code	
<p>benchwall</p> <p>backrest: 152.5cm tall x 11.5cm deep (5 feet x 4.5 inches)</p> <p>seat: 45.5cm tall x 45.5cm deep (18 x 18 inches)</p>  <p>*benchwall elements are flexible in length, but vary by material: — paper benchwalls open to a max 3.5 meters (11.5 feet) long — textile benchwalls open to a max 5.0m (16.5 feet) long</p>		<p>paper · natural brown paper · black paper · blue ** textile · white (translucent) (5m long) (16.5 feet) ** textile · aluminum (5m long) (16.5 feet) ***</p> <p>shipping dimensions available upon request</p>	<p>33.0kg 32.0kg 32.0kg 34.8kg 35.1kg</p>	<p>41.5kg 40.5kg 40.5kg 43.6kg 43.9kg</p>	<p>2100 2800 2800 10500 13850</p>	<p>M-BW-P-FSC-BR-05-11 M-BW-P-BK-05-11 M-BW-P-FSC-BU-05-11 M-BW-T-WH-05-16 M-BW-T-AL-05-16</p>	
<p>thinwall</p> <p>183cm tall x 9cm deep x 3.5m long (6 feet x 3.5 inches x 11.5 feet)</p>  <p>*thinwall elements are flexible in length, opening to a max 3.5 meters long (11.5 feet) when anchored at both ends</p>		<p>paper · natural brown** paper · black** paper · indigo blue** textile · white (translucent)**</p> <p>ships in box 200 x 19 x 13 centimeters (78.75 x 7.5 x 5.2 inches) minimum order quantity may apply</p>	<p>14.3kg 15.1kg 15.1kg 11.9kg</p>	<p>16.6kg 17.4kg 17.4kg 14.2kg</p>	<p>1000 1350 1350 1700</p>	<p>M-THW-P-FSC-BR-06-03 M-THW-P-BK-06-03 M-THW-P-FSC-BU-06-03 M-THW-T-WH-06-03</p>	
<p>thinwall anchor strip</p> <p>1 unit per end of thinwall</p> 		<p>white powder coated steel with adhesive</p> <p>167.5 x 7.2cm (66 x 2.8 inches)</p>	2.3kg	2.3kg	160	M-SA-STRP-TW-06	

* weights may vary

** 12 - 18 week lead time and minimum order quantity may apply for thinwall and indigo blue paper + white textile + aluminum textile benchwall

*** prices do not include shipping; purchaser is responsible for all import duties + VAT

soft collection





<div>cloud softlight pendant</div> <div></div>		cloud softlight pendants are individual luminaries that radiate a gentle, ambient light. The honeycomb shades are lit from within by dimmable 90+CRI LED, in warm white or neutral white colour temperatures. Pendants are available in four sizes, and can be hung independently or combined with other pendants and mobiles to create beautiful, vast cloudscape. cloud softlight pendant scales to any size interior, from small apartments to multi-storey auditoriums.			
product	dimensions + specs	power supply voltage	LED colour	price EUR €***	product code
cloud pendant small	<div><div><div>40cm (16in)</div><div></div><div>56cm Ø (22in)</div></div><div>white textile shade warm white: 777 lumens** neutral white: 864 lumens** 10W power draw hanging weight: 0.64kg (1.41lbs)*</div></div>	<div>plug-in 110 - 240 V plug types available: A, C, G, I</div> <div>hardwire 110 - 240 V + 277 V option of 1-10V or DALI compatible LED driver</div>	<div>warmer white (2700K) warm white (3000K) neutral white (4000K)</div> <div>warmer white (2700K) warm white (3000K) neutral white (4000K)</div>	525	<div>M-CLD-PEN-SM-PI-2700K M-CLD-PEN-SM-PI-3000K M-CLD-PEN-SM-PI-4000K</div> <div>M-CLD-PEN-SM-HW-2700K M-CLD-PEN-SM-HW-3000K M-CLD-PEN-SM-HW-4000K</div>
cloud pendant medium	<div><div><div>56cm (23in)</div><div></div><div>86cm Ø (34in)</div></div><div>white textile shade warm white: 2332 lumens** neutral white: 2592 lumens** 30W power draw hanging weight: 1.16kg (2.6lbs)*</div></div>	<div>plug-in 110 - 240 V plug types available: A, C, G, I</div> <div>hardwire 110 - 240 V + 277 V option of 1-10V or DALI compatible LED driver</div>	<div>warmer white (2700K) warm white (3000K) neutral white (4000K)</div> <div>warmer white (2700K) warm white (3000K) neutral white (4000K)</div>	1125	<div>M-CLD-PEN-MD-PI-2700K M-CLD-PEN-MD-PI-3000K M-CLD-PEN-MD-PI-4000K</div> <div>M-CLD-PEN-MD-HW-2700K M-CLD-PEN-MD-HW-3000K M-CLD-PEN-MD-HW-4000K</div>
cloud pendant large	<div><div><div>80cm (31in)</div><div></div><div>120cm Ø (47in)</div></div><div>white textile shade warm white: 3450 lumens** neutral white: 3834 lumens** 44W power draw hanging weight: 2.0kg (4.4lbs)*</div></div>	<div>plug-in 110 - 240 V plug types available: A, C, G, I</div> <div>hardwire 110 - 240 V + 277 V option of 1-10V or DALI compatible LED driver</div>	<div>warmer white (2700K) warm white (3000K) neutral white (4000K)</div> <div>warmer white (2700K) warm white (3000K) neutral white (4000K)</div>	1600	<div>M-CLD-PEN-LG-PI-2700K M-CLD-PEN-LG-PI-3000K M-CLD-PEN-LG-PI-4000K</div> <div>M-CLD-PEN-LG-HW-2700K M-CLD-PEN-LG-HW-3000K M-CLD-PEN-LG-HW-4000K</div>
cloud pendant x-large	<div><div><div>95cm (37in)</div><div></div><div>162cm Ø (64in)</div></div><div>white textile shade warm white: 4228 lumens** neutral white: 4698 lumens** 54W power draw hanging weight: 4.31kg (9.5lbs)*</div><div>plug-in cloud pendants include 6.0 meters (19.5 feet) of electrical cable ** hardwire small, medium & large cloud pendants include 3.5 meters (11.5 feet) of electrical cable ** hardwire x-large cloud pendant includes 4.5 meters (15 feet) of electrical cable ** ** custom lengths available</div></div>	<div>plug-in 110 - 240 V plug types available: A, C, G, I</div> <div>hardwire 110 - 240 V + 277 V option of 1-10V or DALI compatible LED driver</div>	<div>warmer white (2700K) warm white (3000K) neutral white (4000K)</div> <div>warmer white (2700K) warm white (3000K) neutral white (4000K)</div>	2300	<div>M-CLD-PEN-XL-PI-2700K M-CLD-PEN-XL-PI-3000K M-CLD-PEN-XL-PI-4000K</div> <div>M-CLD-PEN-XL-HW-2700K M-CLD-PEN-XL-HW-3000K M-CLD-PEN-XL-HW-4000K</div>
gripper ring	<div></div>	optional alternative to canopy plate and bracket bar gripper			P-CLD-GRIP-RING-364
custom length power wire + hang cable	12 - 18 week lead time may apply (expedited orders may be possible — please request quote and lead time)		<div>up to 9.0m (29.5ft) up to 10.5m (34.5ft) *</div> <div>* excluding x-large pendant longer hang lengths available for small + medium pendant please inquire for pricing and more details</div>	110 130	CLD-PWIRE-PEN-9 CLD-PWIRE-PEN-10.5

* weights may vary

** lumen values refer to LED output; cloud shade will absorb some light

*** prices do not include shipping; purchaser is responsible for all import duties + VAT

soft collection

<div>cloud softlight mobile</div> <div></div>		cloud softlight mobile creates a canopy of soft, luminous forms. Inspired by the kinetic sculptures of Alexander Calder, each mobile supports three cloud pendants that move and shift with the air currents. The honeycomb shades are lit from within by dimmable 90+CRI LED, in warm white or neutral white colour temperatures, and transmit a gentle glow in all directions.				
product	dimensions + specs		power supply voltage	LED colour	price EUR €***	product code
cloud mobile small	<div><div><div>90cm (35in)</div></div><div><div>160cm Ø (63in)</div></div></div> <div>3 x white textile shade (2 sm, 1 med pendant) aluminum armature</div> <div>warm white: 3888 lumens** neutral white: 4320 lumens** 50W power draw</div> <div>hanging weight: 4.04kg (8.9lbs)*</div>		<div>plug-in 110 - 240 V plug types available: A, C, G, I</div> <div>hardwire 110 - 240 V + 277 V option of 1-10V or DALI compatible LED driver</div>	<div>warmer white (2700K) warm white (3000K) neutral white (4000K)</div> <div>warmer white (2700K) warm white (3000K) neutral white (4000K)</div>	1950	<div>M-CLD-MOB-SM-PI-2700K M-CLD-MOB-SM-PI-3000K M-CLD-MOB-SM-PI-4000K</div> <div>M-CLD-MOB-SM-HW-2700K M-CLD-MOB-SM-HW-3000K M-CLD-MOB-SM-HW-4000K</div>
cloud mobile medium	<div><div><div>112cm (44in)</div></div><div><div>210cm Ø (81.5in)</div></div></div> <div>3 x white textile shade (1 sm, 1 med, 1 lg pendant) aluminum armature</div> <div>warm white: 6561 lumens** neutral white: 7290 lumens** 85W power draw</div> <div>hanging weight: 5.6kg (12.3lbs)*</div>		<div>plug-in 110 - 240 V plug types available: B, E/F</div> <div>hardwire 110 - 240 V + 277 V option of 1-10V or DALI compatible LED driver</div>	<div>warmer white (2700K) warm white (3000K) neutral white (4000K)</div> <div>warmer white (2700K) warm white (3000K) neutral white (4000K)</div>	3200	<div>M-CLD-MOB-MD-PI-2700K M-CLD-MOB-MD-PI-3000K M-CLD-MOB-MD-PI-4000K</div> <div>M-CLD-MOB-MD-HW-2700K M-CLD-MOB-MD-HW-3000K M-CLD-MOB-MD-HW-4000K</div>
cloud mobile large	<div><div><div>142.4cm (56in)</div></div><div><div>290cm Ø (114in)</div></div></div> <div>3 x white textile shade (1 med, 1 lg, 1 xlg pendant) aluminum armature</div> <div>warm white: 9777 lumens** neutral white: 10864 lumens** 128W power draw</div> <div>hanging weight: 10.66kg (23.5lbs)*</div> <div>small cloud mobiles include 2.8 meters (9 feet) of electrical cable (custom lengths available) medium cloud mobiles include 2.5 meters (8 feet) of electrical cable (custom lengths available) large cloud mobiles include 2.0 meters (6.5 feet) of electrical cable (custom lengths available) hardwire mobiles include a dimmable transformer</div>		<div>plug-in 110 - 240 V plug types available: B, E/F</div> <div>hardwire 110 - 240 V + 277 V option of 1-10V or DALI compatible LED driver</div>	<div>warmer white (2700K) warm white (3000K) neutral white (4000K)</div> <div>warmer white (2700K) warm white (3000K) neutral white (4000K)</div>	5250	<div>M-CLD-MOB-LG-PI-2700K M-CLD-MOB-LG-PI-3000K M-CLD-MOB-LG-PI-4000K</div> <div>M-CLD-MOB-LG-HW-2700K M-CLD-MOB-LG-HW-3000K M-CLD-MOB-LG-HW-4000K</div>
custom length power wire + hang cable	12 - 18 week lead time may apply (expedited orders may be possible — please request quote and lead time)		small mobile · 2.8 - 8.8m (9 - 28.5ft) small mobile · 8.8 - 13.5m (28.5 - 44ft) medium mobile · 2.5 - 8.5m (8 - 27.5ft) large mobile · 2.0 - 6.5m (6.5 - 21ft)		250 800 250 200	CLD-PWIRE-MOB-SM-8.5 CLD-PWIRE-MOB-SM-13.5 CLD-PWIRE-MOB-MD-8.5 CLD-PWIRE-MOB-LG-6.5

* weights may vary


** lumen values refer to LED output; cloud shade will absorb some light

*** prices do not include shipping; purchaser is responsible for all import duties + VAT

soft collection

cloud mast softlight

cloud mast is a kinetic luminary that balances elements of earth and air. The mast is crowned by a boom that supports a luminous canopy of clouds and a dangling fishing weight. The boom revolves around the mast, carrying graceful light throughout a space. As a floor supported lamp, cloud mast is ideal for temporary installations or interiors where wiring might disrupt the ceiling.







product	dimensions + specs	power supply voltage	LED colour	price EUR €***	product code
cloud mast small	<p>390cm (153.5in)</p> <p>373.5cm (147in)</p> <p>203cm (80in) †</p> <p>warm white: 3888 lumens** neutral white: 4320 lumens** 50W power draw</p>	plug-in 110 - 240 V plug types available: B, E/F	warmer white (2700K) warm white (3000K) neutral white (4000K)	4700	M-CLD-MAST-SM-2700K M-CLD-MAST-SM-3000K M-CLD-MAST-SM-4000K
cloud mast medium	<p>410cm (161.5in)</p> <p>373.5cm (147in)</p> <p>203cm (80in) †</p> <p>warm white: 6561 lumens** neutral white: 7290 lumens** 85W power draw</p>	plug-in 110 - 240 V plug types available: B, E/F	warmer white (2700K) warm white (3000K) neutral white (4000K)	5750	M-CLD-MAST-MD-2700K M-CLD-MAST-MD-3000K M-CLD-MAST-MD-4000K
cloud mast large	<p>440cm (173.5in)</p> <p>373.5cm (147in)</p> <p>203cm (80in) †</p> <p>warm white: 9777 lumens** neutral white: 10864 lumens** 128W power draw</p>	plug-in 110 - 240 V plug types available: B, E/F	warmer white (2700K) warm white (3000K) neutral white (4000K)	10700	M-CLD-MAST-LG-2700K M-CLD-MAST-LG-3000K M-CLD-MAST-LG-4000K
custom length electrical wire + hang height	† standard height from floor to cloud mobile 12 - 18 week lead time may apply (expedited orders may be possible — please request quote and lead time)				

* weights may vary

** lumen values refer to LED output; cloud shade will absorb some light

*** prices do not include shipping; purchaser is responsible for all taxes + import duties

soft collection

<div> <div>urchin softlight</div> <div> <p>With its elastic movement and shifting form, urchin softlight invites playful interaction. By gently manipulating the shade with your hands, the lamp transforms through a range of beautiful shapes. The honeycomb shade is made from a tear- and water-resistant, non-woven polyethylene textile that is anti-static to repel dust. The integrated LED light source is available in warm white (2700K) or neutral white (4000K) colour temperatures with 90+ CRI for natural colour rendition.</p> </div> <div>  </div> </div>					
product	dimensions + specs	power supply voltage	LED colour	price EUR €***	product code
urchin softlight small	 <p>white textile shade warm white: 270 lumens** neutral white: 300 lumens** 3.3W power draw</p> <p>38 centimeters Ø x 24 centimeters tall † (15 inches Ø x 9.5 inches)</p> <p>shipping weight: 1.4kg (3lbs)*</p> <p>ships in box: 43 x 23 x 10 centimeters (17 x 9 x 4 inches)</p>	plug-in 110 - 240 V plug types available: A, C, G, I	neutral white (4000K) warm white (2700K)	300	M-URC-T-WH-SM-NW M-URC-T-WH-SM-VW
urchin softlight medium	 <p>white textile shade warm white: 680 lumens** neutral white: 760 lumens** 8W power draw</p> <p>63.5 centimeters Ø x 35.5 centimeters tall † (25 inches Ø x 14 inches)</p> <p>shipping weight: 2.0kg (4.3lbs)*</p> <p>ships in box: 43 x 23 x 10 centimeters (17 x 9 x 4 inches)</p>	plug-in 110 - 240 V plug types available: A, C, G, I	neutral white (4000K) warm white (2700K)	750	M-URC-T-WH-MD-NW M-URC-T-WH-MD-VW
urchin softlight large	 <p>white textile shade warm white: 1020 lumens** neutral white: 1140 lumens** 12W power draw</p> <p>81.5 centimeters Ø x 52 centimeters tall † (32 inches Ø x 20.5 inches)</p> <p>shipping weight: 3.0kg (6.6lbs)*</p> <p>ships in box: 58 x 27 x 11 centimeters (32 x 10.75 x 4.25 inches)</p> <p>† urchin is inherently flexible; dimensions will vary on arrangement. All urchin softlights come with a 3 meter (10 foot) plug-in electrical cable.</p>	plug-in 110 - 240 V plug types available: A, C, G, I	neutral white (4000K) warm white (2700K)	1100	M-URC-T-WH-LG-NW M-URC-T-WH-LG-VW


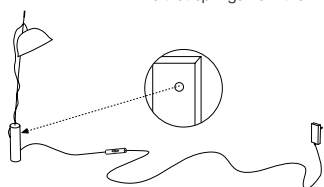
* weights may vary


** lumen values refer to LED output; honeycomb shade will absorb some light

*** prices do not include shipping; purchaser is responsible for all import duties + VAT

cappello

cappello is a modest tribute to Achille Castiglioni, his brother Pier Giacomo, and Ingo Maurer—designers who have gifted the studio (and the world) much joy and inspiration. The Carrara marble base is a byproduct of the manufacturing process for Arco, the iconic floor lamp designed by the Castiglioni brothers in 1962. Cappello is lit by LED and shaded with a paper cap, or “cappello” in Italian. A simple magnetic connection allows the cap to slide to any position along the steel wire that springs from the marble base. This allows the cap to tilt, adjusting direction of light and giving the little lamp a gestural, anthropomorphic quality.



product	dimensions + specs	power supply voltage	LED colour	price EUR €**	product code
cappello	 <p>white marble base white paper shade steel rod</p> <p>200 lumens** 2.4W power draw</p> <p>66 centimeters (26 inches) tall</p> <p>product weight 0.9kg (2lbs)* shipping weight 1.4kg (3lbs)*</p> <p>ships in box 55 x 17 x 9.5 centimeters (21.5 x 6.75 x 3.75 inches)</p> <p>cappello comes with a 3 meter (10 foot) plug-in electrical cable</p>	plug-in 110 - 240 V plug types available: A, C, G, I	warm white (2700K)	275	M-CAP-WW

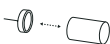
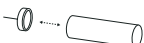
* weights may vary

** lumen values refer to LED output; cappello shade will absorb some light

*** prices do not include shipping; purchaser is responsible for all import duties + VAT

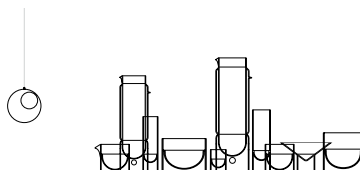
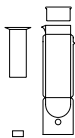
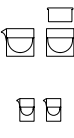
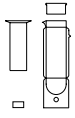








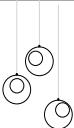




cork peg hook

Available in two lengths, cork peg is a wall hook that uses a magnetic mounting system. cork is renewable, beautiful and naturally antibacterial; lending the simple form to diverse uses from door stop to toilet paper holder.

product		dimensions	material + colour	price EUR €***	product code
cork peg - short wall hook		cork peg 7.5 x 4 centimeters Ø (3 x 1.5 inches) bearing capacity: 3.2kg (7lbs) includes magnetic cup mount that screws to wall	natural cork peg nickel plated magnets	50	M-PEG-HOOK-S
cork peg - long wall mounted holder for toilet paper + hand towels		cork peg 15 x 4 centimeters Ø (6 x 1.5 inches) includes magnetic cup mount that screws to wall	natural cork peg nickel plated magnets	55	M-PEG-HOOK-L

* weights may vary

*** prices do not include shipping; purchaser is responsible for all import duties + VAT

float <p>float is a line of hand blown, thermally-resistant glassware designed to emphasize the colours and charms of the tea, scotch or juice served within. The suspended bowl insulates liquid from hands, and forms a lens of liquid colour that projects light onto the tabletop. The tea lantern has an insulating double wall, allowing for a simple, cylindrical form that can be held like a wine bottle. With a candle lit below the tea lantern, the ambient light, together with the colour, fragrance and steam of the tea, transcends the pragmatic to create an engaging spatial experience.</p> <p>float is exclusively available at molodesign.com</p> 									
product		volume ml (oz)	price EUR €***	product code	product		volume ml (oz)	price EUR €***	product code
tea lantern 3 glass parts: teapot, lid, candle holder steel filter		1000ml (34 fl oz)**	295	M-FLO-TL-C1-34 clear glass M-FLO-TL-F1-34 translucent fritted glass	sugar + cream 3 parts: sugar with lid + cream small sugar + cream spirit measures set of 2		220ml (7.5 fl oz)* 120ml (4 fl oz)** 50ml (1.7 fl oz)* 30ml (1 fl oz)**	150 115	M-FLO-SC clear glass M-FLO-SS-SM clear glass
small tea lantern 3 glass parts: teapot, lid, candle holder steel filter		500ml (17 fl oz)**	245	M-FLO-TS-C1-17 clear glass M-FLO-TS-F1-17 translucent fritted glass	glass infuser optional accessory to tea lantern		available in small or large to match size of tea lantern	40	M-FLO-GLASS-FLTR clear glass
tea / coffee / rocks glasses set of 2		220ml (7.5 fl oz)* 150ml (5 fl oz)**	130	M-FLO-TC-CF-RK-7.5 clear glass	matcha / latte bowl 1 bowl		470ml (16 fl oz)* 180ml (6 fl oz)**	140	M-FLO-MB-LT-16 clear glass
champagne flutes set of 2		180ml (6 fl oz)* 120ml (4 fl oz)**	115	M-FLO-CF-8 clear glass	wine / cappuccino glasses set of 2		400ml (14 fl oz)* 150ml (5 fl oz)**	160	M-FLO-WG-CP-14 clear glass
pilsner / cocktail flutes set of 2		325ml (11 fl oz)* 300ml (10 fl oz)**	125	M-FLO-PF-11 clear glass	liqueur / espresso / sake glasses set of 2		55ml (1.9 fl oz)* 45ml (1.5 fl oz)**	110	M-FLO-ES-LG-1.9 clear glass
martini glasses set of 2		200ml (7 fl oz)* 90ml (3 fl oz)**	140	M-FLO-MG-C2-7 clear glass M-FLO-MG-F2-7 translucent fritted glass	glass balls for candlelight set of 3		10cm Ø (4in) works with a 4.5cm Ø (1.75in) floating candle	55	M-FLO-GB-C3 clear glass M-FLO-GB-F3 translucent fritted glass
large deep bowl 1 bowl		4000ml (135 fl oz)* 20 Ø x 20cm (8 Ø x 8in)	670	M-LG-FLO-DB clear glass	animal soup 1 bowl		530ml (18 fl oz)* 400ml (14 fl oz)**	200	M-FLO-AS clear glass
tall vase 1 vase		2500ml (84 fl oz)* 11 Ø x 33cm (4.33 Ø x 13in)	480	M-LG-FLO-TV clear glass	large shallow bowl 1 bowl		3000ml (100 fl oz)* 30 Ø x 11cm (11.8 Ø x 4.38in)	640	M-LG-FLO-SB clear glass

* total volume to rim of glass

** suggested serving volume (ask for diagram)

*** prices do not include shipping; purchaser is responsible for all import duties + VAT

Euro Pricing and Terms

Pricing

All pricing is shown in euros. Shipping charges are additional. Purchaser is responsible for all import duties + VAT where applicable.

Payment and Shipping

Payment must be received in full before any goods will be shipped. We accept payment by bank wire, credit card (Visa, Mastercard, AMEX, Discover) or PayPal. We do not accept cheques. For credit card or Paypal payments of orders over EUR €5,000, a 3% processing fee will be charged. Standard delivery is by FedEx International Priority or freight forwarder.

Prices and policies are subject to change without notice.

Exchange Policy

All sales are final.

Goods which are damaged or defective at the time of receipt can be exchanged for the same goods, provided we are notified by e-mail, fax, or phone within two business days of receipt of the goods.

If any damages occur during installation, contact molo immediately and do not attempt to fix. Improper tampering of products may limit repair or replacement options.

This policy does not include goods which are not defective, but rather exhibit minor variations typical of handmade products. While we do not offer an official warranty, we stand behind our products and we are available to assist with any issues should they occur.

Ordering Information

E-mail orders to sales@molodesign.com, or fax +1 604 685 0342

For small orders, goods are normally in stock and ready to ship. For larger orders, projects with fixed deadlines, or orders with custom colour softwall + softblock, please allow for up to 18 weeks lead time.

Patents and Intellectual Property

molo products are designed by Stephanie Forsythe and Todd MacAllen, manufactured by Molo Design, Ltd. and protected by patents and/or design registrations viewable at molodesign.com/ip.

