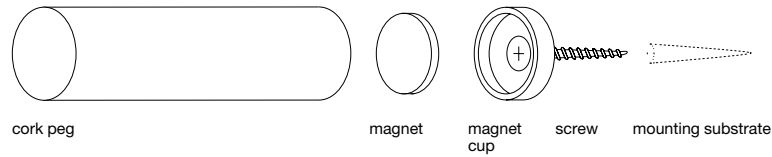


# cork peg · use guide

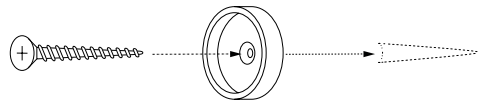
## anatomy



## using cork peg with mounting system

cork peg comes with a magnetic mounting system. The weight bearing capacity of short cork peg is 7lbs (3.2kg). The longer peg supports a similar weight at the anchor point, but weakens towards the outer tip from leverage.


cork peg will adhere to any ferromagnetic surface, however, the weight bearing capacity may be reduced.



Fasten / countersink magnet cup, using screw provided or a #10 flathead screw to sturdy mounting substrate.



To ensure proper polarity, attach magnet to base of cork peg and then insert into mounting cup. This allows cork peg to detach and reattach, leaving the magnet inside the cup.



cork pegs can be added, removed, and rearranged.

## configuration - hanging items on a wall



## use + care

- Do not let cork peg + the magnet slam together. This may break the magnet in the cork peg or the magnet cup.
- To avoid damaging the magnets, place the cork peg at an angle on the wall. Allow the magnet to pull the cork peg to it. To remove, twist the cork peg away from magnet.